

**EROTICS GLOBAL  
SURVEY 2013-2014  
SEXUAL RIGHTS  
AND THE IMPACT  
OF REGULATORY  
FRAMEWORKS  
AND CONTROL  
MECHANISMS**

**://EROTICS**  
*Sex, rights and the internet*



**EROTICS GLOBAL  
SURVEY 2013-2014**  
**SEXUAL RIGHTS  
AND THE IMPACT  
OF REGULATORY  
FRAMEWORKS  
AND CONTROL  
MECHANISMS**



**://EROTICS**  
*Sex, rights and the internet*

**EROTICS Global Survey 2013-2014**  
**Sexual rights and the impact of regulatory frameworks and control mechanisms**

**Global monitoring survey developer**  
Debbie Budlender

**Authors**  
Bruno Zilli and Horacio F. Sívori

**Editors**  
Nadine Moawad, Caroline Tagny

**Language editor and proofreading**  
Lori Nordstrom (APC)

**Publication production**  
Flavia Fascendini (APC)

**Graphic design and cover design**  
Cathy Chen (APC)

The second edition of the EROTICS global survey was conducted as part of APC's Sexual Rights Project, funded by the Ford Foundation. To read more on this subject, please visit <http://erotics.apc.org/sexualityandinternet>

EROTICS (Exploratory Research on Sexuality and ICTs) is a global network of activists, academics and organisations working on sexuality issues including LGBTIQ rights, sex work, sex education, sexual and reproductive health and rights (SRHR) and genderbased violence, in addition to internet freedom advocates, policy experts and techies. The objective of the network is to promote inter-movement collaboration on sexual rights and internet rights, highlight technology-related violations against sexual rights activists, and build their capacity in the design, usage and governance of the internet.

APC would like to thank Ford Foundation for their support of the second edition of the EROTICS global survey.



Creative Commons Attribution 4.0 Licence  
<[creativecommons.org/licenses/by-nc-nd/4.0/](http://creativecommons.org/licenses/by-nc-nd/4.0/)>  
Some rights reserved.  
ISBN: 978-92-95113-01-5  
APC-201803-WRP-R-EN-DIGITAL-291

## Table of contents

Introduction.....	6
The survey.....	7
Sample composition (who responded to the survey).....	8
<b>Findings.....</b>	<b>16</b>
Importance of internet for sexual rights work.....	16
The internet and sexual rights work, by region (2014).....	20
Online threats and restrictions.....	22
<b>Online threats and restrictions, analysis refined (2014).....</b>	<b>24</b>
How users react.....	30
Gatekeeping the internet.....	33
Perceptions of internet regulation.....	34
Targets of censorship, regulation, monitoring or filtering.....	35
Reasons given for regulation.....	36
<b>Final considerations.....</b>	<b>38</b>
<b>Appendix I – Survey Questionnaire 2013.....</b>	<b>40</b>
<b>Appendix II – Survey Questionnaire 2014.....</b>	<b>45</b>

## About the authors

**Horacio Sívori (PhD)** is an assistant professor and **Bruno Zilli (PhD)** is a post-doctoral researcher at the Social Medicine Institute, and both are members of the Latin American Center on Sexuality and Human Rights, State University of Rio de Janeiro. Horacio is an Argentine anthropologist currently living in Brazil, and Bruno is a Brazilian anthropologist.

# Introduction

---

Horacio Sívori and Bruno Zilli

---

The EROTICS project looks at the impact of regulatory frameworks and control mechanisms on the actual lived practices, experiences and concerns of internet users in the exercise of their sexual rights.<sup>1</sup> The EROTICS case studies<sup>2</sup> showed that while increasing online activity exposes users to certain risks and threats, individuals and collectives are successful in developing means of self-protection, regulation, and empowerment. However, both official and private control initiatives aimed at curbing those risks – broadly justified by the imperative of protecting vulnerable subjects – end up generating restrictions to online activity and content that could otherwise improve the thriving online experience and sexual expression of internet users – in particular of youths, women, and sexual minorities.

To assess the scope of this impact on sexual rights advocacy, the EROTICS team designed and applied a global survey with two primary objectives. One was to map how sexual rights activists (on a variety of issues and from different countries) use the internet to advance their work. The other objective was to document and provide insights on the types of risks, harassment, content regulation, or censorship they deal with, and how they respond to them; that is, what online content, practices, and modes of interaction broadly related to the exercise of sexual rights may be subject to censorship, limitations, threats, or violence. The survey reached out to respondents self-identified

as (broadly) “working” on women’s and sexual rights, which potentially included activists, scholars, experts and supporters; that is, individuals who are particularly sensitive to issues around sexual rights and the internet. Women’s rights, LGBTIQ and other activists, advocates, and intellectuals were invited to respond to a questionnaire addressing issues of access, use of internet resources for advocacy, online safety, and censorship. The global survey was launched in 2013, and a slightly revised version of the questionnaire was applied in a follow-up version of the survey in 2014.

At a very general level, due to the global scope of this research exercise, this report provides some insights on the social, political and technical contexts of internet use by gender and sexuality activists worldwide, as well as the security challenges they face, and limitations to the exercise of sexual rights, and how they currently negotiate them. It also relates some challenges met in the implementation of the survey, and suggests further avenues of inquiry. We expect that these findings and further developments based on this exercise will illuminate the connections between the regulation of sexual speech and content on the internet, and provide evidence to explain the impact of such regulation on sexual rights activists’ work, as well as the lives of their constituents. These insights might also help explore strategic ways for sexual rights activists to address digital security and advocate for gender and sexuality issues among internet rights activists.

1. Kee, J. (Ed.). (2010). *EROTICS: Sex, rights and the internet*. Association for Progressive Communications. <https://www.apc.org/en/node/12781>
2. Ibid. The research was conducted in five countries: Brazil, India, Lebanon, South Africa and the United States.

## The survey

Respondents were recruited online among global networks of gender and sexual rights activists, scholars, and policy makers. They answered a questionnaire hosted on the APC website for two months in early 2013,<sup>3</sup> and a revised version in late 2014,<sup>4</sup> addressing their collective experience as members of gender and sexual rights groups, organisations and networks. In both cases, a call was disseminated on social media to the EROTICS team's worldwide research and advocacy networks. This was, therefore, a so-called "convenience sample," not statistically representative of the universe of sexual rights activism, but aimed at sketching a map of the online experiences and uses of the internet by this target group.

The 2013 questionnaire was available in Spanish, French, Portuguese, English, Arabic, Indonesian, Hindi, Mandarin and Vietnamese. The 2014 survey added a Russian version, but was not available in Vietnamese. The questionnaire included: a) a sample characterisation by sex/gender and sexual orientation (in 2013

it included only gender), age group, type of organisation, and country where the respondent conducted their sexual rights work, as well as the activities and issues the organisation worked on; b) questions regarding experiences of online threats, attacks, and restrictions; c) questions about perceptions and attitudes regarding internet regulation, censorship, monitoring, and filtering; and d) questions regarding respondents' views on the importance of internet for sexual rights-work, and their participation in online campaigning. The 2013 questionnaire included 25 questions, broken down into 116 closed-ended options, and 10 open-ended (including 8 open fields for alternative answers to closed-ended questions). The 2014 questionnaire refined some variables, expanding to 31 questions, 147 closed-ended options, and 19 open-ended (12 of them "other" options for closed-ended questions). The total number of valid responses in 2013 was 365, and 376 in 2014.

3. Appendix I: 2013 questionnaire.

4. Appendix II: 2014 questionnaire.

## Sample composition (who responded to the survey)

The basic demographics of the survey sample indicate some variety in terms of gender, sexual orientation (only asked for in 2014), and age, reflecting the reach of this research initiative, initially targeted at the networks among which the EROTICS project has resonated. We did not apply a pre-designed sample stratification device. However, the absolute number of responses grouped by gender,<sup>5</sup> age group, type of organisation, and country or global region allows us to make some relatively safe inferences by systematically comparing the behaviour of those variables. Nevertheless, most variables behaved rather homogeneously across the sample, with few noticeable divergences (addressed below).

### Age

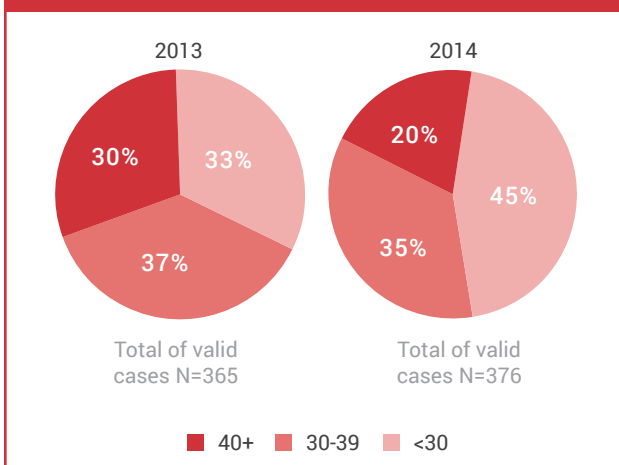
The sample is overall relatively young. In 2013, roughly two thirds (33%) of our respondents were between 20 and 30 years old, and 37% were between 30 and 39 years old. In 2014, 45%

were below 30 years old, and 35% were between 30 and 39. As illustrated in Figure 1, the percentage of respondents over 40 years old was higher in 2013 (30%) than in 2014 (20%).

### Gender

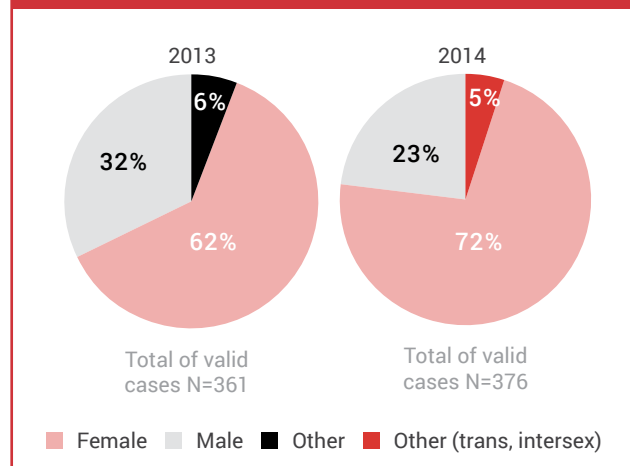
Overall, the sample is more female than male. In 2013, two thirds of the sample was female (62%), and one third male (32%); and the percentage of respondents who identified as female was significantly higher in 2014 (72%). Individuals not identified as either male or female make up a relevant percentage of the responses obtained: 6% in 2013, and 5% in 2014. Besides male and female, the 2013 questionnaire only listed other as an alternative, but in 2014 trans and intersex were added as available options. In absolute numbers, in 2013, 6 respondents who marked other wrote trans on that open-ended option. In the 2014 sample, 4 respondents marked trans, 2 intersex, and 12 just other, as seen in Figure 2. Although those numbers are below the minimum necessary to make statistically relevant comparisons with other gender groups, the responses of this sub-sample provide interesting material for a case-by-case analysis.

Figure 1. Age groups, 2013 & 2014



5. The small number of responses obtained from individuals who self-identify as transgender, intersex or "other" does not permit any statistically relevant statements regarding those groups. However, the data collected is available for case studies of particular sub-samples. See the "Gender" section below.

Figure 2. Gender groups, 2013 & 2014

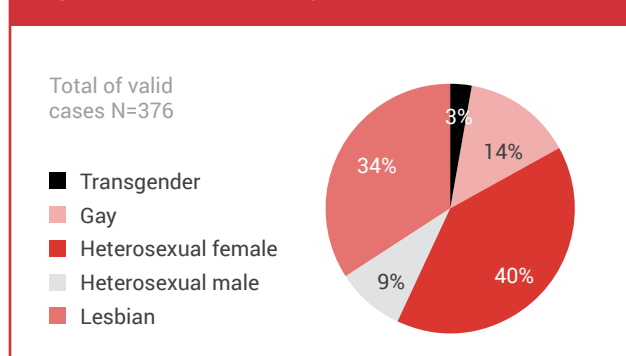




## Sexual identity

In 2013, although sexual orientation was not included in the questionnaire as a variable, a substantial proportion of respondents worked for LGBTIQ rights (53%). The 2014 questionnaire did ask the sexual orientation of respondents, listing the following categories: lesbian, gay, bisexual, heterosexual, queer and other (an open-ended option). In order to break down sexual orientation categories available to persons of both genders and to allow statistical analysis, aggregate categories were created, considering gender and sexual orientation: heterosexual female (40%); lesbian (lesbian + bisexual female + queer female, totalling 34%); gay (gay + bisexual male + queer male, totalling 14%); heterosexual male (9%); trans (trans + intersex, totaling 3%) (see Figure 3). The sample, evidently dominated by LGBT and feminist activism, is consistent with the survey target.

Figure 3. Sexual identity, 2014



## Type of organisation

The questionnaire explicitly indicated that responses should refer to the respondent's experiences "while using the internet for work and activism on sexuality rights," rather than to their personal use. We inquired about the issue the respondent worked on, and the type of organisation, or whether they participated in activist networks or worked independently. The results are presented in Table 1.

Responses were re-grouped into a more compact set for analysis. NGOs and independent activist or blogger remained separate categories. Government and international organisations, such as the UN (originally listed under other) were grouped together with academic, research and/or policy institute. Finally, community-based or membership-based organisations, informal collectives, and networks or coalitions were grouped under other.

Considering the re-grouped categories, NGOs were the most represented both in the 2013 (38%) and 2014 (34%) surveys. They were followed by a collection of varied networks, communities and collectives listed as other, both in 2013 (26%) and in 2014 (30%). Academic, government, and research or policy institutions corresponded to 19% and 15% of the sample, respectively, in 2013 and 2014. Independent activists and bloggers represented 17% of the 2013 sample, and 21% in 2014.

Table 1. Type of organisation, questionnaire categories, 2013 & 2014 (APC & CLAM, 2015)

Which of the following best describes you or your organisation?	2013 (Maximum 3)		2014 (Choose most relevant)	
	Number of responses	%	Number of responses	%
Non-governmental organisation (NGO)	139	38%	124	33%
Academic, research and/or policy institute	63	17%	56	15%
An independent human rights activist or blogger	58	16%	79	21%
Community-based/membership-based organisation	38	10%	38	10%
Informal collective	34	9%	23	6%
A network or coalition	15	4%	12	3%
Other	18	5%	36	9%
Total	365	100%	368	100%

Note that while in 2013 multiple responses were allowed (up to a maximum of three), in 2014 respondents had to choose only the most relevant (see Figure 4).

### Issues

In the 2013 survey, most organisations worked on feminist (53%), LGBTIQ (53%), sexual and reproductive health or HIV/AIDS (44%), and youth, adolescents and children’s rights (25%) issues. This composition was somewhat similar in 2014, with feminist (32%) and LGBTIQ (21%) issues still a majority. The decrease in the percentages reflects a difference in the formula-

tion of the question: in 2013 respondents could choose up to three options, whereas in 2014 they had to choose the most relevant. The percentage working on issues of sexual and reproductive health or HIV/AIDS was smaller (18%); as was youth, adolescents and children’s rights (5%) issues. Other was marked by the same percentage of respondents (12%) both years. The category that showed a notable decrease (from 13% in 2013 to 1% in 2014) when respondents had to single out one issue only was other development, which refers, in the distribution of issues addressed, those not directly linked to health. Finally, exclusion and discrimination issues represented 25% of the 2013 sample, and 8% in 2014 (see Figures 5 and 6).

### Organisation’s activities

In 2013, respondents could select up to three types of activity that their organisations conducted. Notably, in 2013 almost half of the sample (49%) was committed to raising public awareness or campaigning for rights. Likewise, training and capacity building were mentioned by 41% of the sample; as were writing, documentation, production and/or dissemination of information (41%). Advocacy, policy, and law reform were mentioned by 38%. Academic research, on the one hand, and network building and mobilisation, on the other, were each mentioned by 27% of the sample. Direct support services and other activities were mentioned by 21% and 5%, respectively, as shown in Figure 7.

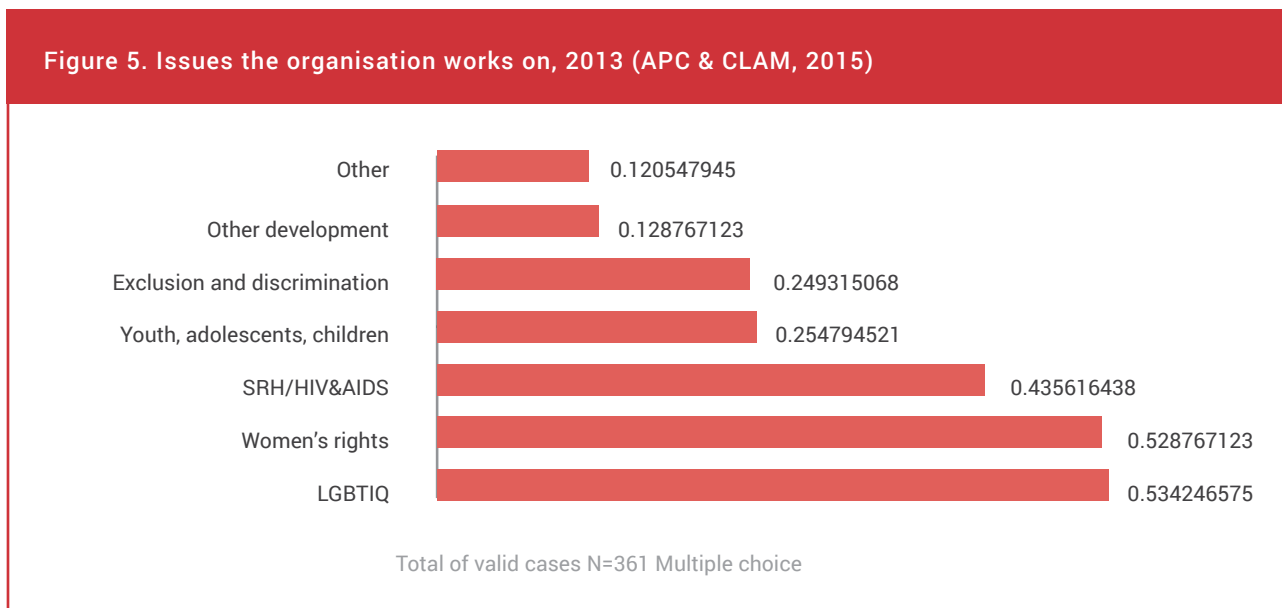
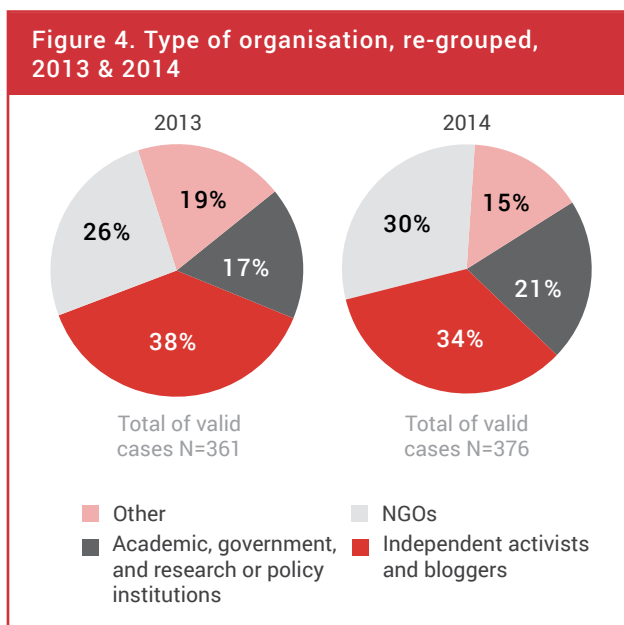


Figure 6. Issues the organisation works on, 2014

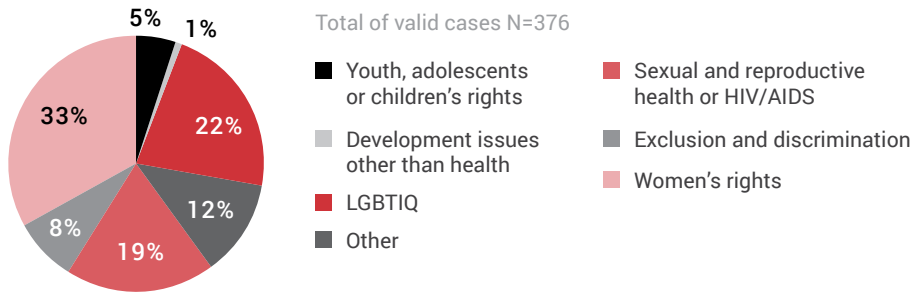
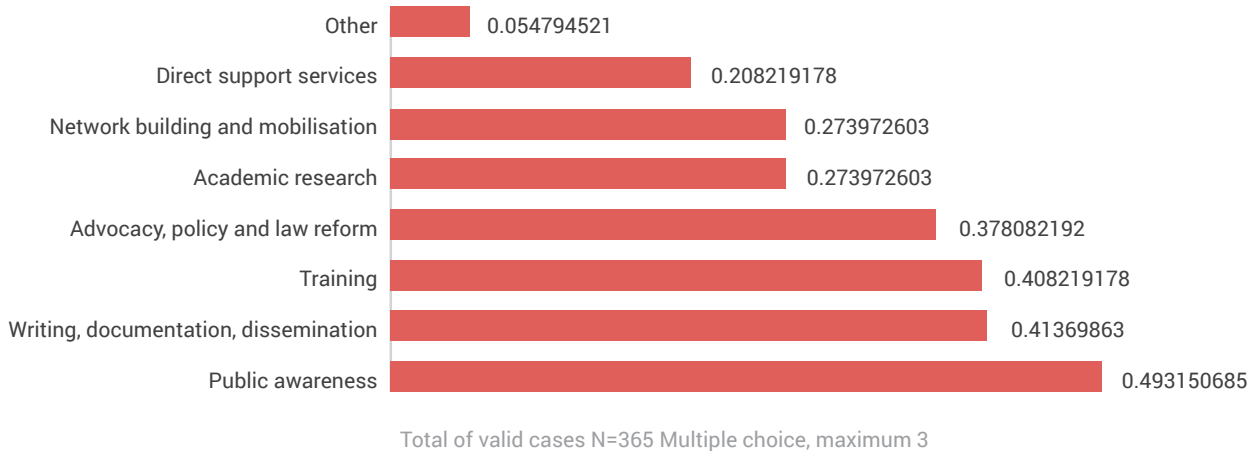
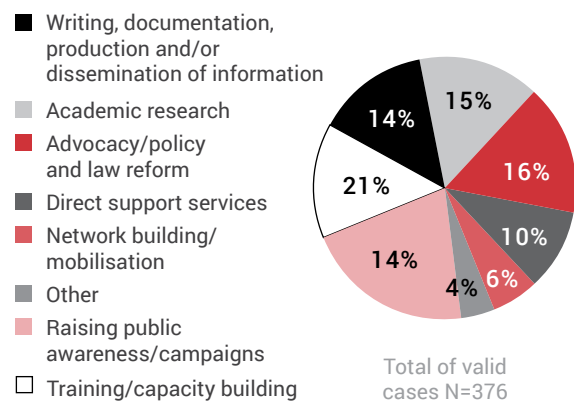


Figure 7. Respondent's organisation's activities, 2013



The sample was more evenly distributed in 2014, when respondents had to choose only one option, the most relevant for their organisation. Raising public awareness/campaigns was still the top activity chosen, but by a lesser extent (21%), if compared to 2013, when it did not compete with other options. Four other activities shared roughly the same percentage of the sample: Advocacy/policy and law reform (16%), academic research (15%), writing, documentation, production and/or dissemination of information (14%), and training/capacity building (14%). Direct support services (10%), network building/mobilisation (6%) and other (4%) activities make up the remaining responses (see Figure 8).

Figure 8. Respondent's organisation's activity, 2014



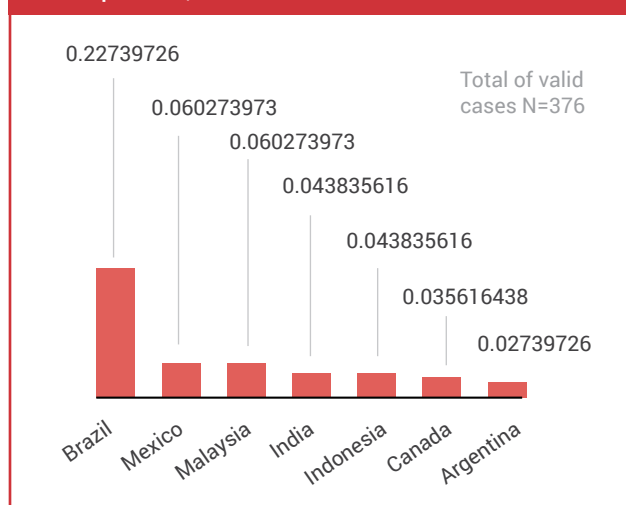
## Region

Active dissemination of the survey had an impact on the sample. Countries and world regions where EROTICS members are based or more active were substantially better represented, highlighting the importance of networking for the success of the survey. In the 2013 survey, almost half the responses came from Latin America and the Caribbean. Almost a quarter (23%) of all respondents were based in Brazil (84 responses), followed by Mexico (22 responses), Malaysia (17 responses), India (16 responses), Indonesia (16 responses), Canada (13 responses), and Argentina (10 responses). This concentration indicates a sample largely based in the global South, which repeated itself in the 2014 survey, as illustrated in Figures 9 and 10.

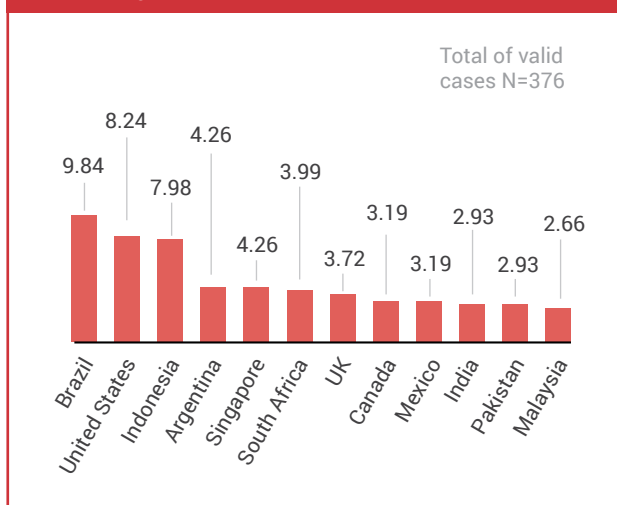
Countries were initially grouped by world regions, namely: Latin America and the Caribbean (LAC), Asia (ASIA), Sub-Saharan Africa (SSA), North America (NAMR), Western Europe (WEUR), the Middle East and North Africa (MENA), Eastern Europe (EEUR), and Australia and the Pacific (AUSP). The distribution of responses by region is illustrated in Table 2.

The responses were subsequently re-grouped into four categories, in order to obtain consistent sizeable sets of cases for comparison. LAC and ASIA remained separate categories. The rest of the countries were grouped into two other categories: Sub-Saharan Africa, together with the Middle East and North Africa (SSA/MENA); and North America, Europe, Australia (NA/EUR/AUS). There were no responses from the rest of the Pacific. See Figure 11 for a comparison of the two years using the new regional grouping.

**Figure 9. Countries with highest percentage of responses, 2013**



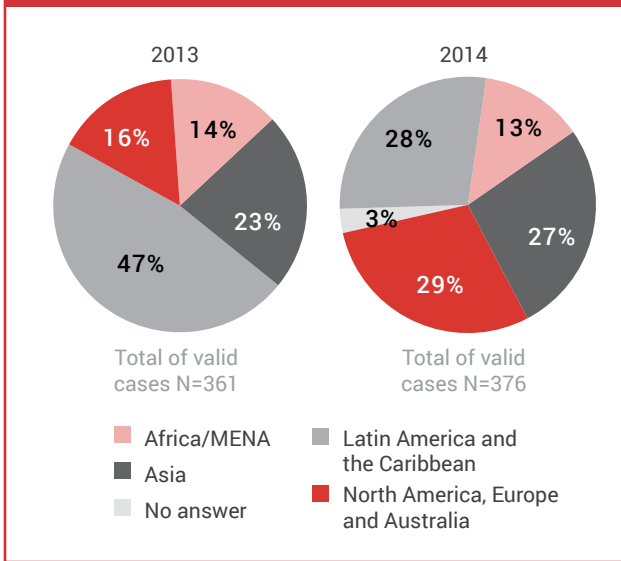
**Figure 10. Countries with highest percentage of responses, 2014**



**Table 2. Countries grouped by region, 2013**

Region	Number of responses	%
LAC - Latin America and the Caribbean	173	47%
Asia	83	23%
SSA - Sub-Saharan Africa	37	10%
NAMR - North America	23	6%
WEUR - Western Europe	23	6%
MENA - Middle East and North Africa	14	4%
EEUR - Eastern Europe	10	3%
AUSP - Australia and the Pacific	2	1%
Total	365	100%

Figure 11. Region, grouped, 2013 & 2014



**Mode of internet access: Connection and devices**

In the 2013 survey, as shown in Figure 12, a great majority (77%) of the sample had broadband access at home, while 45% had access to the internet at work or school. Correspondingly, we should note that 23% did not have broadband and 55% did not use the internet at home or school, particularly since most respondents need the internet for their advocacy work (as we shall see below). In terms of communication devices, 25% accessed the internet on their mobile phones, 16% used Wi-Fi in public places, while a negligible percentage of respondents accessed the internet at cybercafes (and the like) or by dial-up connection at home (5% each). The 2013 question was closed-ended, multiple choice, with a maximum of two categories. In 2014, respondents had to choose the one type of internet connection they relied on the most, and two devices they used most frequently to access the internet. As seen in Figure 13, the most used mode of access was broadband connection at home (62%), or at work or at school (20%), followed by mobile phone (8%), Wi-Fi in public places (4%); dial-up connection at home (2%); some other means of access (2%), while only 1% of the sample accessed the internet at cybercafes or similar locations. Following this pattern, the most used devices were laptops with modem (61%) and mobile phones (53%), followed by desktop computers (32%), and tablets (8%). Both cable TV and some oth-

er device represented 2% of the sample each, and no user (0%) mentioned using gaming consoles (see Figure 14). Respondents were asked to keep their own or their organisation’s work in mind when answering the questionnaire, so these answers about internet use should apply, in general, to these activities.

Figure 12. Form of internet access, 2013

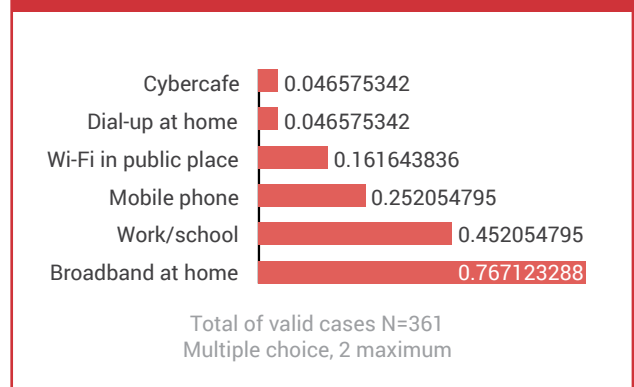


Figure 13. Form of internet access, 2014

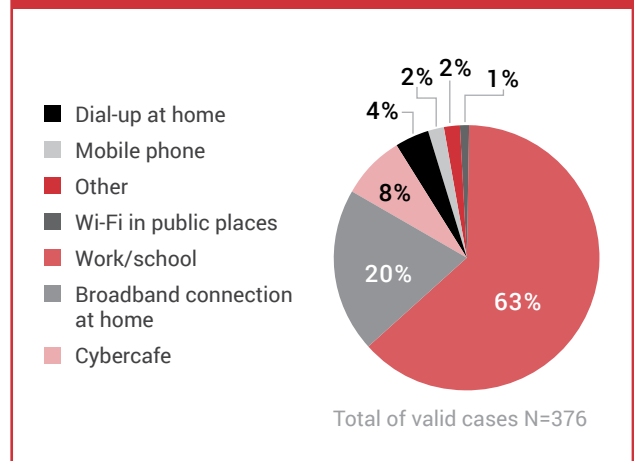
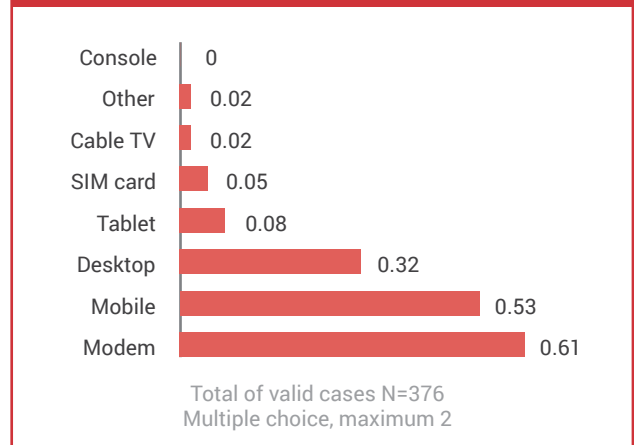


Figure 14. What device do you use most frequently to access the internet? 2014



## Internet access and connection quality

Among the variables used to characterise our sample, the type and quality of internet access could be considered indicators of global inequalities in the distribution of ICTs. Regional differences highlight those gaps. As anticipated by the EROTICS case study on LGBTIQ cyber activism in Lebanon – where low-speed internet connection was mentioned as a substantial challenge to information exchange – unequal access conditions have an impact on how online activism may develop. For example, broadband access is significantly lower among African and Middle Eastern respondents (roughly 50%) than in other regions (all above 69%), while cybercafes are more used in SSA than anywhere else (27%), mobile phones are less used in LAC (17%, about half the global average), and in Europe Wi-Fi in public places is accessed twice as much (40%) than in the rest of the regions (see

Figure 15). Some of these differences, shown in the corresponding charts, might be interesting to explore further in connection with greater or lesser opportunities for sexual rights activism, as well as challenges to the role of the internet as a site for the exercise of sexuality.

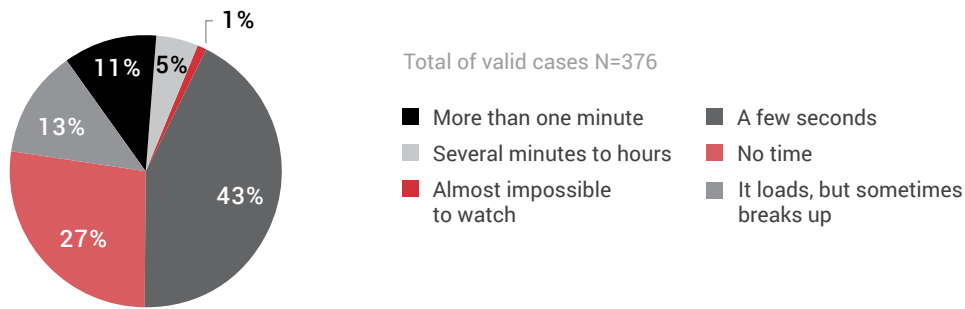
The 2014 survey included a question about the quality of the internet connection respondents worked with. The question asked about how long a three-minute video usually takes to load. The majority (43%) answered it takes a few seconds, while 23% said no time. Respondents with lower connection quality answered that the video loads, but sometimes breaks up (13%) or that it takes more than one minute (11%). There are worse connection experiences, with 4% answering it takes several minutes to hours, and 1% saying such a video is almost impossible to watch (see Figure 16).

Figure 15. Internet access by world region, 2013



Total of valid cases per region:  
 Asia N=83; A USP N=2; EEUR N=10; NAMR N=23;  
 WEUR N=23; MENA N=14; SSA N=37; LAC N=173  
 Multiple choice, maximum 2

Figure 16. How long does it take on average for you to load a three-minute video online? 2014

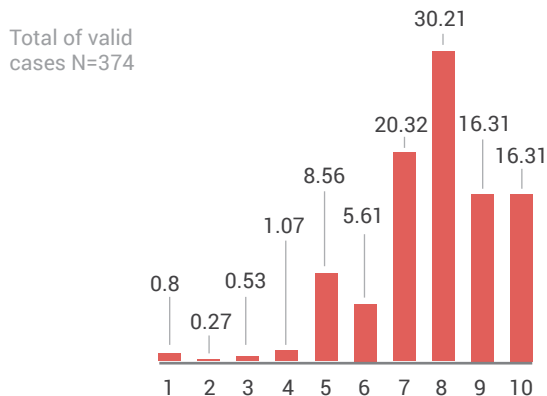


### Technical skill

In both rounds of the survey respondents were asked to access their technical skill, but the questions were framed differently. In 2013 it was a closed-ended multiple choice question with four variables, where respondents were instructed to choose only one (I can use the internet without any problems; I can do everyday tasks on the internet, but I cannot do complicated things; I have only basic internet skills; I have no skills for using the internet). Almost all respondents had some degree of internet skill,

often quite developed: 80% said they used it without any problems, while 18% knew enough to perform everyday tasks. The 2014 survey prompted respondents to rate their technical skills for using the internet on a scale from 1 (no skills at all) to 10 (very skillful). As illustrated in Figure 17, most rated their skill in the upper quarter: 7 (20%), 8 (with the highest percentage: 30%), 9 (16%) and 10 (16% each). A majority of respondents consider themselves rather technically skillful, the sample once again reflecting the target group of the survey.

Figure 17. Own technical skills for using the internet on a scale from 1 (no skill at all) to 10 (very skillful), 2014



# Findings

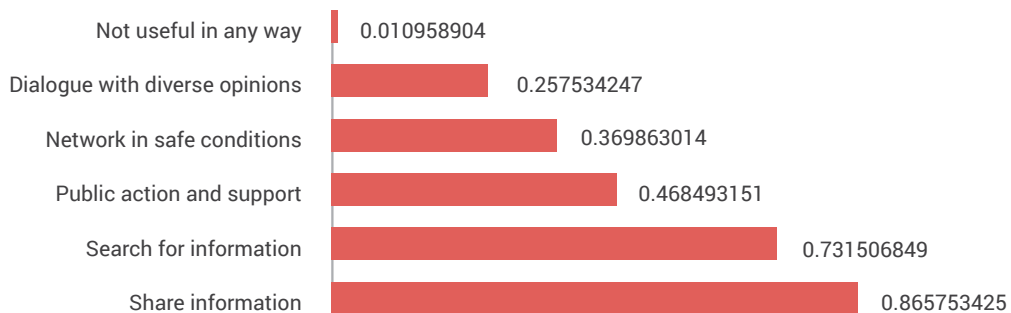
## Importance of internet for sexual rights work

In 2013, practically all respondents found the internet important to their work on sexual rights (only 1% said it was not useful in any way). To EROTICS team leader Nadine Moawad, “99% saying that the internet is important for their work is a stellar finding.” Since the release of that early outcome, the APC Women’s Rights Programme (WRP) has used it to create global awareness about the critical relation between sexual rights and internet regulation. In addition, 98% of all respondents agreed that the internet is an important sphere for the advancement of sexual rights.

Also in 2013, most respondents found the internet useful to share information (87%), and search for information (73%); while almost half the sample also found it useful for public action and support (47%) – which roughly coincides with the 49% dedicated to raising public awareness or campaigning for rights, mentioned above. A significant 37% of this sample

of gender and sexuality activists and scholars declared that the internet allows groups to network in safer conditions than face-to-face. Finally, 26% thought that it allows dialogue between people with diverse opinions. As Moawad pointed out then, it is intriguing that while over 87% value the internet as a means of sharing and disseminating critical information, only 37% value it as a space to network under safer conditions. What happens when it is not safe to share or search for critical information online? An also lower percentage (below 50%) mentioned public action and support, a finding closely related to that lack of safety (see Figures 18 and 19). Some reasons for that disparity might lie in the plurality of online and offline contexts in which sexual rights activism is conducted, as well as the variety of challenges met when sexuality and the internet come together. This report brings a panorama of those different contexts and challenges. Regional differences are not great, particularly for the most frequent options, as seen in Figure 19. Note that it was a multiple-choice question.

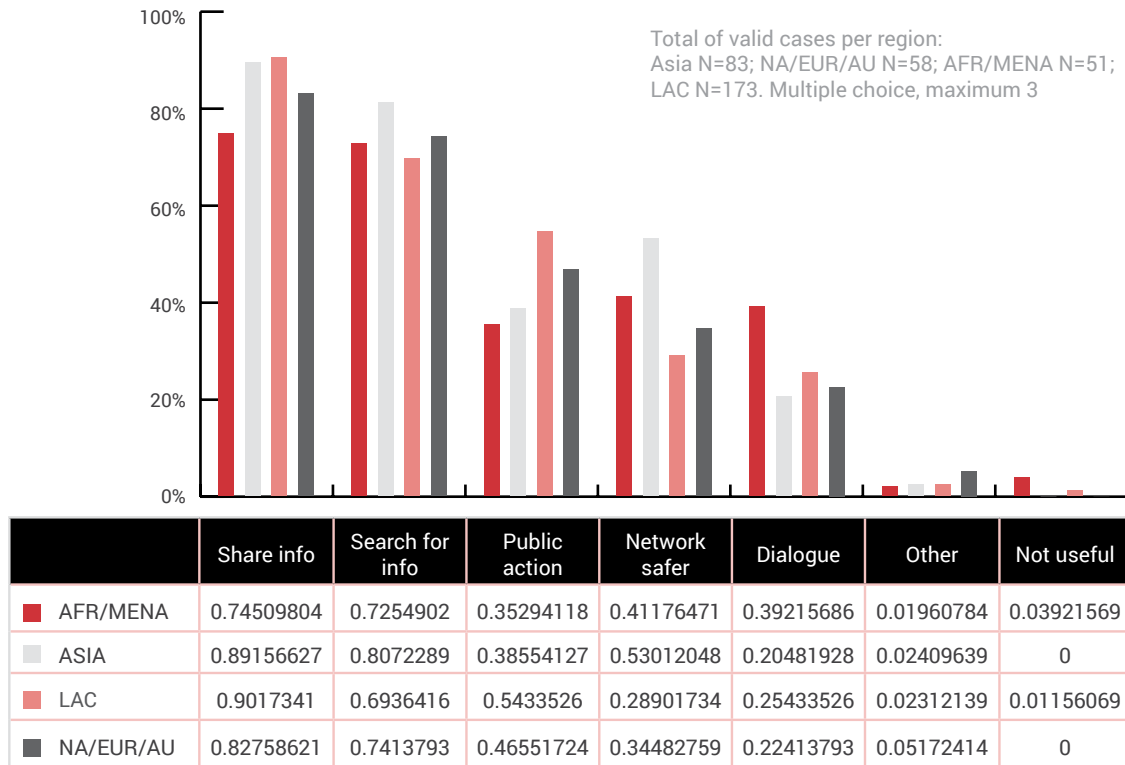
Figure 18. Value of internet for work on sexuality rights, 2013



N=365 Multiple choice, maximum 3



Figure 19. Value of the internet for sexual rights, by world region, 2013



Search for information about sexual rights ranked very high among other “sexual” topics. In 2013, responses to a multiple-choice question inquiring about the three months prior to taking the survey mentioned: (1) sexual violence (70%); (2) LGBTIQ issues (65%); (3) sexual health (64%); (4) official documentation (62%); (5) sexuality (59%); (6) other marginalised groups, communities and sexual practices (50%); (7) sex work

(33%); (8) social or personal use, such as accessing dating and porn sites (33%), as seen in Figure 20. The hierarchy of responses is telling, particularly, of the importance put on sexual violence and on LGBTIQ issues, among the interests of sexual rights activists. This probably reflects the characteristics of the sample, where women’s rights and LGBTIQ activists were both a majority.

Figure 20. Online sexuality information accessed, 2013

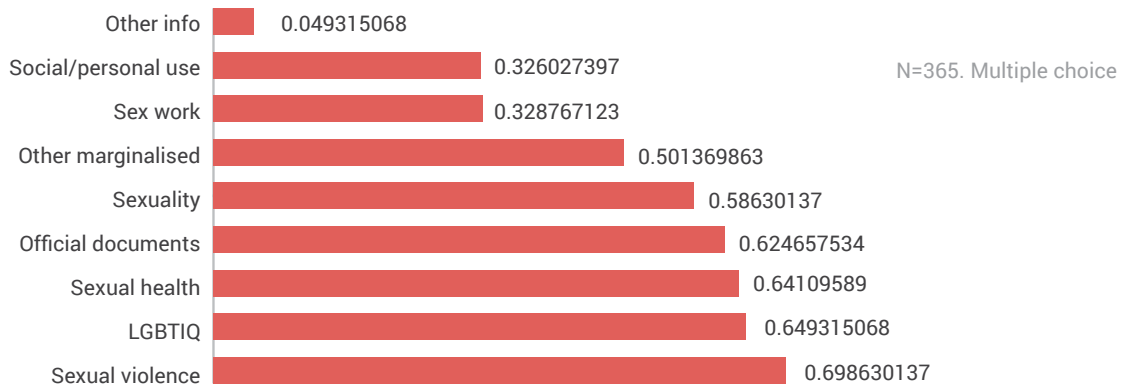
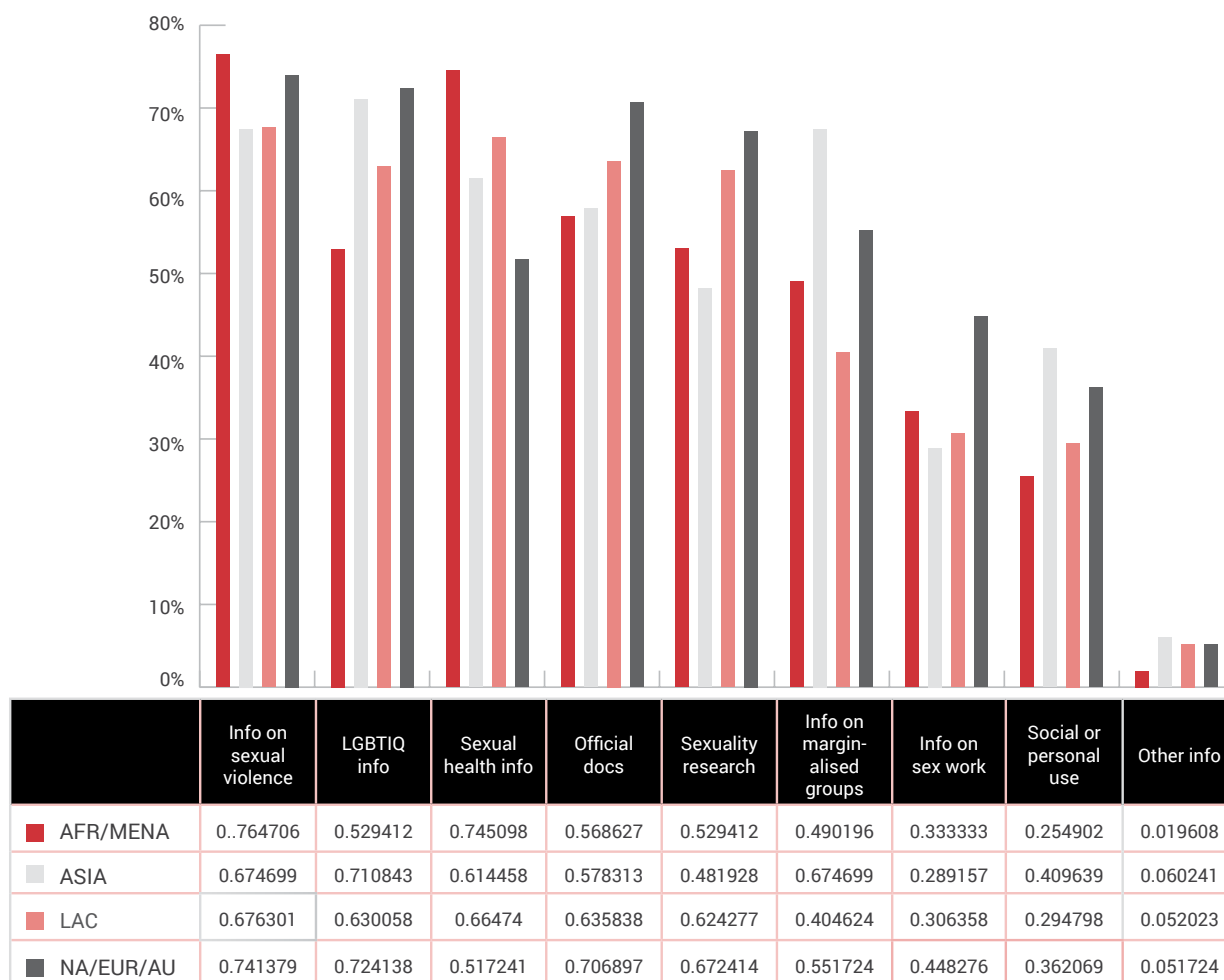


Figure 21. Information accessed by world region, 2013



Total of valid cases per region:  
Asia N=83; NA/EUR/AU N=58; AFR/MENA N=51; LAC N=173. Multiple choice

Regional differences are barely significant. In 2013, Africa and MENA countries seemed a bit lower than the rest on LGBTIQ information, and highest on sexual violence and sexual health information. North America, Europe and Australia showed a higher rate of access to official documents than the rest of the regions. Asia ranked highest and Latin American and the Caribbean lowest on info about marginalised groups (see Figure 21).

There is near consensus (98% in both rounds of the survey) among the sexual rights activists, advocates, scholars, and policymakers from a variety of world locations that responded to our survey that the internet is an important public sphere for advancing sexual rights. As Figures

22 and 23 illustrate, in 2013, 22% agreed and 76% strongly agreed with that statement, while in 2014, 72% strongly agreed and 26% agreed.

However, there are evident challenges to the use of the internet for sexual advocacy or as a medium for the exercise of sexuality. Online sexual content has become a prime target of censorship, monitoring and restrictions based on moral anxieties; and sexual subjects may become – and those who address them often feel – vulnerable because of online threats. As we mention in detail below, the majority of our respondents recalled having suffered some form of direct attack online.

Therefore, certain conditions of safety and security are required for a full expression of

sexuality. These conditions are usually enhanced by the user's perceived capacity for interactivity and anonymity online. In 2013, roughly three-quarters of our sample felt that the ability to be anonymous online is a critical component of safety online (33% agreed and 41% strongly agreed). In 2014 those percentages were slightly higher: 35% and 46%.

On the other hand, respondents do not articulate concerns about online security (usually associated with technical threats and legal protection against criminal activity) as clearly. In 2013, less than half of our sample (46%, summing up those who agreed and strongly agreed) felt that most sexual rights advocates take online

security seriously; while 34% neither agreed nor disagreed with that statement. In 2014 results were similar: 47% agreed or strongly agreed and 28% neither agreed nor disagreed.

Respondents' certainty about whether or not most sexual rights organisations include online threats and risks in their overall security assessment varied more from one survey round to the other. In 2013, only 36% felt that was the case (23% agreed and 13% strongly agreed), while an expressive 39% neither agreed nor disagreed. In 2014 that sum went up to 51%. In a more detailed analysis below, we speculate about the influence of some variation of our sample composition on those results.

Figure 22. Sexual rights work and the internet, 2013

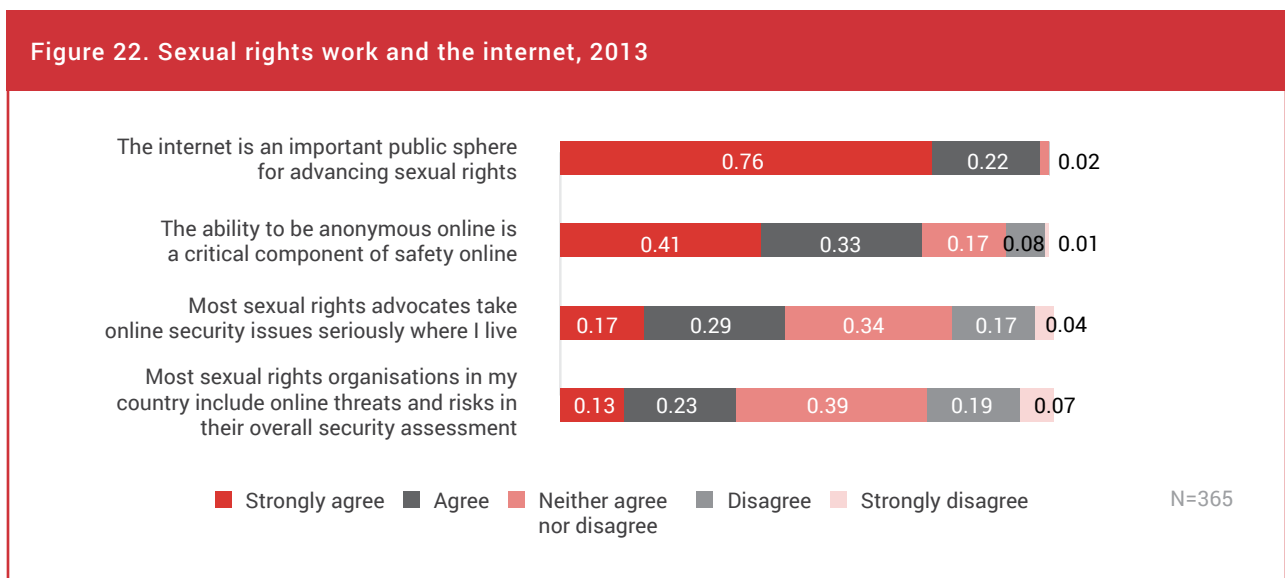
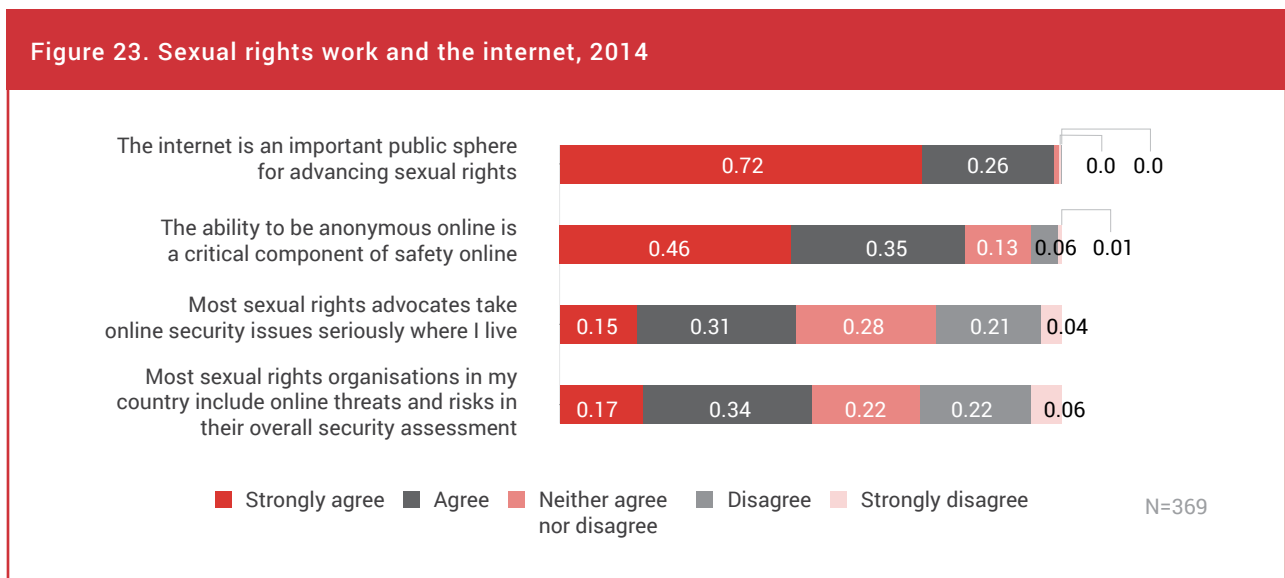


Figure 23. Sexual rights work and the internet, 2014



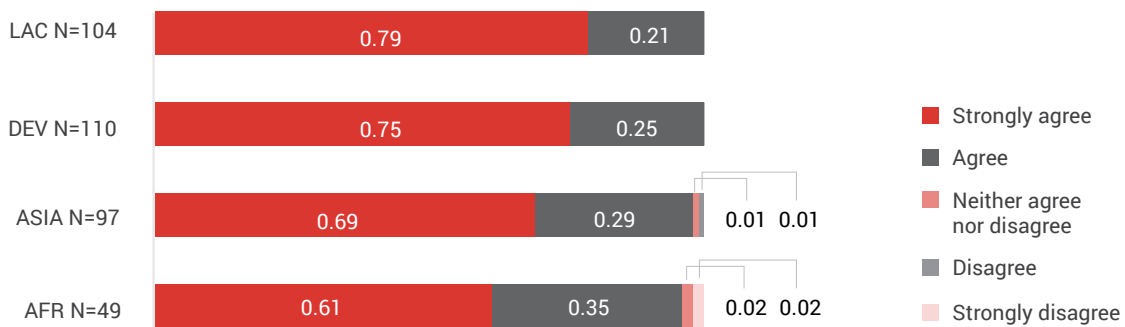
## The internet and sexual rights work, by region (2014)

An analysis by the different world regions where respondents do sexual rights work might provide some insights on the impact of internet regulation and on particular challenges they face regarding the conditions under which they can perform their work and exercise their sexual rights.

As seen in Figure 24, agreement that the internet is an important public sphere for the advancement of sexual rights is almost unan-

imous across all regions. However, “strong agreement” with that statement is significantly higher in Latin American and the Caribbean and in Europe, North America and Australia (75% and 79%, respectively), than in Asia and Africa and the Middle East (69% and 61%). That may perhaps be an expression of greater challenges to the development of that public sphere and the advancement of sexual rights altogether in the latter. The very few respondents who disagreed with the importance of this sphere are also located in those regions.

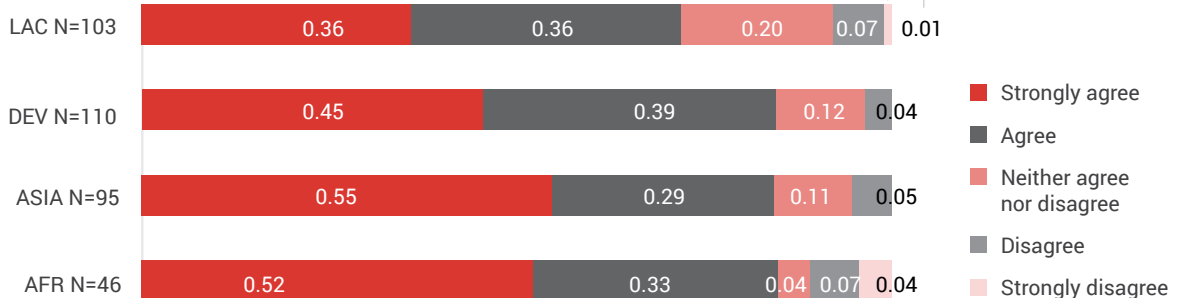
Figure 24. The internet is an important public sphere for advancing sexual rights, by region, 2014



When it comes to the perception of the ability to be anonymous online [as] a critical component of safety online, responses by world region are more homogeneous, and affirmative in general, although there is larger room for doubt and disagreement on this point (15% to 28%, in different regions). Disagreement with that idea is slightly higher in Africa (11%) and Latin America and the Caribbean (8%) than in other regions, while in Latin America and the Caribbe-

an neutral answers (neither agree nor disagree) are more expressive (20%), over 10 percentage points above the rest of the regions (see Figure 25). On the one hand, the impact of this issue as a condition to have a fulfilling online experience is not immediate evident. But on the other hand, negative or doubtful responses may indicate the perception that there are very concrete challenges to that anonymity for those working on sexual rights.

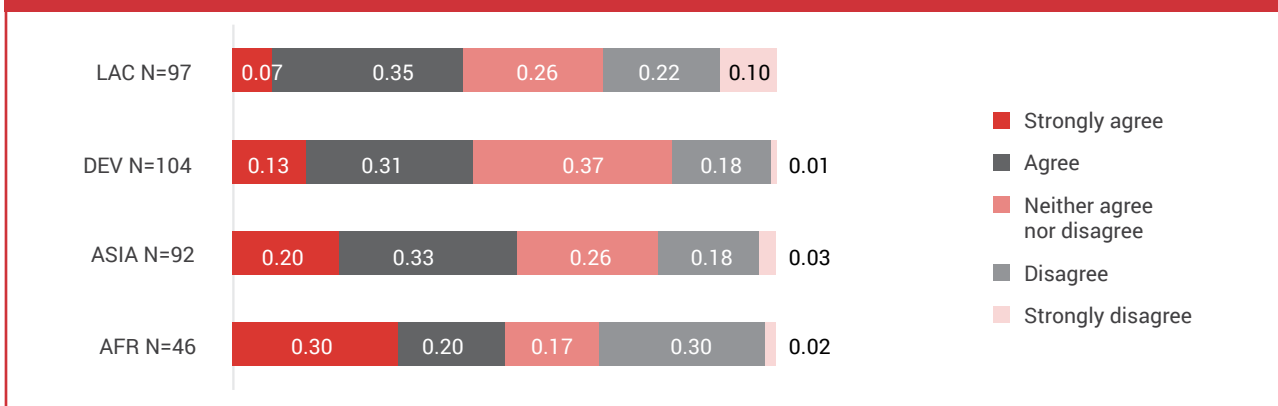
Figure 25. The ability to be anonymous online is a critical component of safety online, by region, 2014



Regardless of and despite the fact that sexual rights activists often experience innumerable challenges to their online security (as described below), many respondents express doubt that, where they live, most sexual rights advocates take online security issues seriously. Affirmative responses, meaning that sexual rights advocates do take those issues seriously, vary slightly, from 42% in Latin America and the Caribbean, to 53% in Asia. Disagreement with that idea is in general below 30%, although

in Africa and the Middle East (32%) and in Latin America and the Caribbean (32%), it is about 10 percentage points higher than in other regions (see Figure 26). Such a diverse panorama of responses shows that there is evidently work to do, both in terms of awareness of security challenges to the exercise of sexual rights, and of the very comprehension of what an online security issue is, and what sexual rights advocates can do about it.

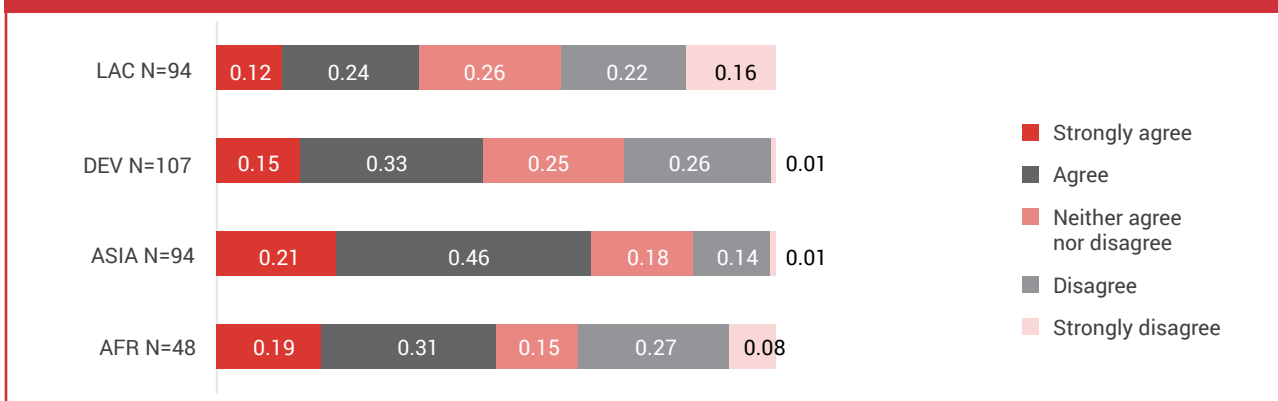
**Figure 26. Most sexual rights advocates take online security issues seriously where I live, by region, 2014**



Respondents' views of the awareness, by sexual rights organisations, of online threats and risks roughly follow their perceptions of sexual rights advocates' attitudes regarding security issues (see chart above). However, in Asia, affirmative responses to this question were significantly higher, hiking to 67%, compared to 36% in Latin America and the Caribbean, 48%

in developed countries, and 50% in Africa and the Middle East, as shown by Figure 27. This differential might suggest the strong presence, in the sample, of Asian respondents sensitised by the work of the APC WRP – which has been especially intense in that region. It might also show the impact of that work on the practices of sexual rights organisations in that region.

**Figure 27. Most sexual rights organisations and/or individuals in my country are aware of online threats and risks, by region, 2014**



As the Brazilian case study on the role of moral anxieties in public debates and official initiatives to regulate the internet pointed out early on, these survey results also raise the question of “why not all sexual rights activists take on-line security issues seriously,” as conveyed by EROTICS team leader Moawad. This finding and the information on online threats below support the argument for more and better awareness work on online security issues among sexual rights constituencies.

### Online threats and restrictions

We asked about respondents’ concrete experiences of difficulties faced while using the internet for their work on sexuality. In order for read-

ers of this report to grasp how those situations are configured, we propose a classification into different types, according to some descriptive attributes. “Interactive” challenges involve a deliberate attack or violent response by another user, as well as the user’s skill or capacity to respond. “Regulations” are official interferences on users’ online activity. “Technical” challenges involve technological threats requiring special skills to respond to them. Challenges may also be classified as “perceived” and/or “actual” threats and restrictions. Table 3 shows each experience mentioned in the questionnaire, and their typical attributes.

In 2013, affirmative responses ranged between 6%, for having been warned, arrested, prosecuted, convicted, detained or questioned

Table 3. Experience (abbreviation in parentheses refers to code used on graphs below)	Type
Sexual, offensive, racist or other kinds of violent messages, threats or comments (Message)	Interactive; actual
Felt intimidated by online comments, debates, controversies about a blog post, photos, email or something else that you have posted online (Intimidation)	Interactive; perceived
Had to remove content because of a threatening response (Remove content)	Interactive; actual
Direct attacks or threats of violence for your online activities (Violence)	Interactive; actual
Lack of support from other people to respond to online threats or attacks (Lack support)	Interactive, technical; actual
Prevented by censorship or other laws and regulations from using the internet in the way you wanted to (Censorship)	Regulation; actual
Concerns that your private information can be accessed without your knowledge (Private info)	Interactive, technical; perceived
Concerns about copyright (Copyright)	Regulation; perceived
Been warned, arrested, prosecuted, convicted, detained or questioned by government authorities because of your online activities (Government repression)	Regulation; actual
Fear of viruses and other technical damage to software (Virus and software)	Interactive, technical; perceived
Blocked websites or filtering software that prevented you from accessing information (Blocking and filtering)	Regulation, technical; actual
Your website, email or social networking account was broken into (“hacked”) or manipulated (Hacked)	Interactive, technical; actual

by government authorities because of online activities, and 51%, for receiving sexual, offensive, racist or other kinds of violent messages, threats or comments. However, in 2014, when the question specified the frequency of each experience (“often,” “sometimes,” “never”), affirmative answers (either often or sometimes, added) hiked to 78%, for the case of concerns that the person’s own private information can be accessed without their knowledge. Likewise, fear of viruses and other technical damage to software, and receiving sexual, offensive, racist or other kinds of violent messages, threats or comments ranked almost as high, with 74% and 67% respectively (adding those who said they had experienced them often and sometimes). The rest of the experiences rose accordingly (see Figures 28 and 29).

While in 2013 one-third of the sample mentioned intimidation (34%), blocking and filtering (33%), or censorship (29%), in 2014 (in response to the “often-sometimes-never” formulation) a second group of experiences rose to around 60%. In particular, 61% had copyright concerns; 60% suffered blocking and filtering; and 57% intimidation.

In 2013, the older the respondent, the fewer experiences of censorship: 18% among those 40 years and older; 30% for 30 to 39-year-olds; and 37% for those under 30. In that round, as compared to other regions, relatively few respondents from Europe, North America and Australia had been directly attacked or received threats for their online activities (5%), or had to remove content because of a threatening response (7%). Males reported higher rates of content removed (21%) than female respondents (13%), while the average for both experiences was 15%. Likewise, the proportion of respondents who had their email, social networking account or website hacked in those same regions was also as low as 9%, half of the total average of 18%. As compared to other organisations, in 2013, few respondents who belong to academic, policy or research institutions had their website, email or social networking account broken into (“hacked”) or manipulated (9%, compared to an average of 18%). In that round, the proportion of respondents from Africa and the Middle East who had ever been warned, arrested, prosecuted, convicted, detained or questioned by government authorities because of [their] online activities (12%) was double the worldwide total average (6%).

It seemed relevant, in the first round of the survey, to compare the threats and restrictions received, perceived or suffered, classified by the sexual rights issues that respondents address in their activism, advocacy and studies. Two issues then stood out in the 2013 sample: LGBTIQ

Figure 28. Respondents’ experiences, 2013

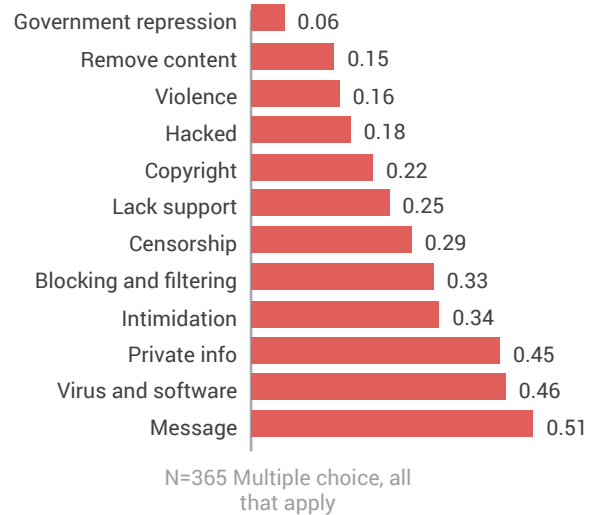
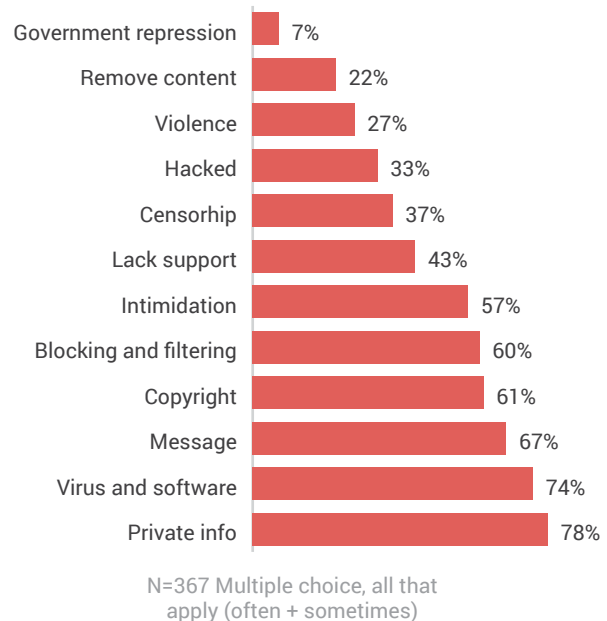


Figure 29. Suffered threats or attacks while doing work on sexuality and sexual rights, 2014

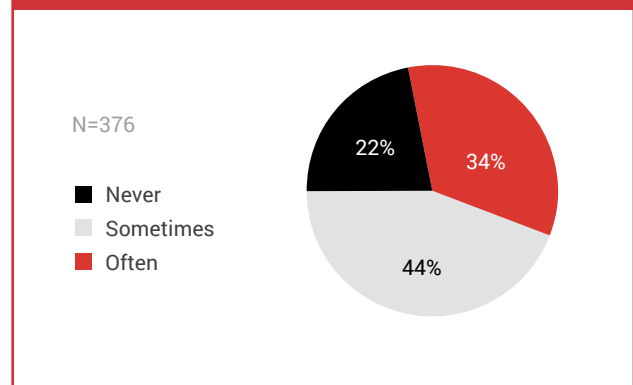


and women’s rights (both ticked by over 50% in the multiple-choice list). It also seemed important to analyse the impact of the different challenges, according to the sexual identity of the respondent. Therefore, the 2014 questionnaire included a question regarding that variable.

## Online threats and restrictions, analysis refined (2014)

1. **Private information.** In comparison, a notably lower percentage of heterosexual male respondents were concerned that their private information could be accessed online without their knowledge. For that sexual identity, never and sometimes answers rank highest, at 39% and 54%, respectively. Correspondingly, only 7% had often had that concern, compared to significantly higher percentages among all other sexual identities. On the other side of the spectrum, almost all trans respondents had this type of concern. Out of 10 trans respondents, only one never had it, while 2 had it sometimes, and 7 were often concerned that their private information would be accessed without their consent or knowledge (see Figure 30).

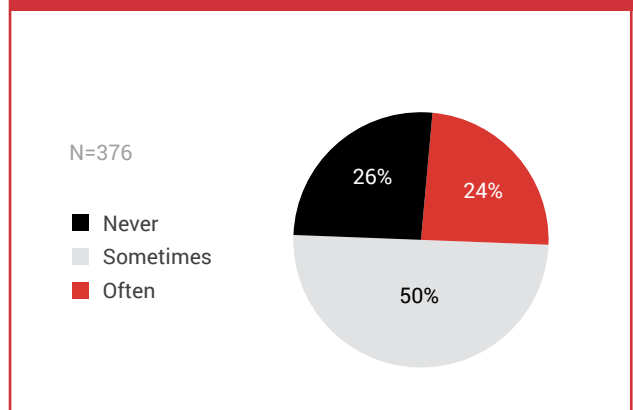
Figure 30. Had concerns that private information could be accessed without own knowledge, 2014



Private info	Gay		Hetero female		Hetero male		Lesbian		Trans		Total	
Never	11	23%	37	27%	11	39%	18	16%	1	10%	78	23%
Often	14	29%	44	32%	2	7%	47	41%	7	70%	114	33%
Sometimes	23	48%	58	42%	15	54%	51	44%	2	20%	149	44%
Total	48	100%	139	100%	28	100%	116	100%	10	100%	341	100%

2. **Virus and software.** The impact of this challenge ranks universally high. No variable shows a significantly divergent behaviour from that general tendency (see Figure 31).

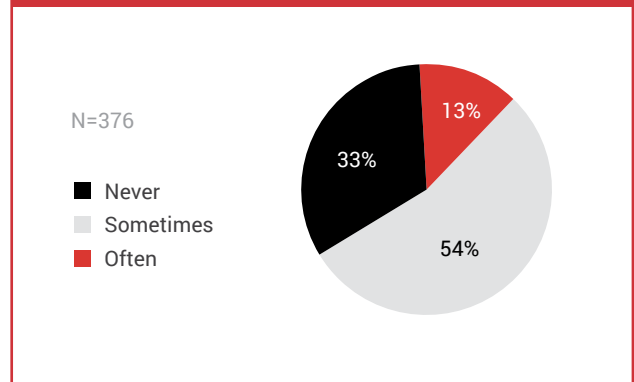
Figure 31. Fear viruses and other technical damage to software, 2014





**3. Offensive messages.** Here the patriarchal pattern repeats itself, with heterosexual males significantly less exposed to online violence than the other sexual identities. For hetero males, never and sometimes answers rank highest, at 52% and 45%, respectively. Only 3% had often been harassed online, compared to at least 10 percentage points higher among all other sexual identities. Following the same pattern, all 10 trans respondents had suffered verbal aggressions online, as illustrated below. Gender and sexual privilege has the quality of making certain subjects immune to certain types of violence, while others are almost inevitably victimised.

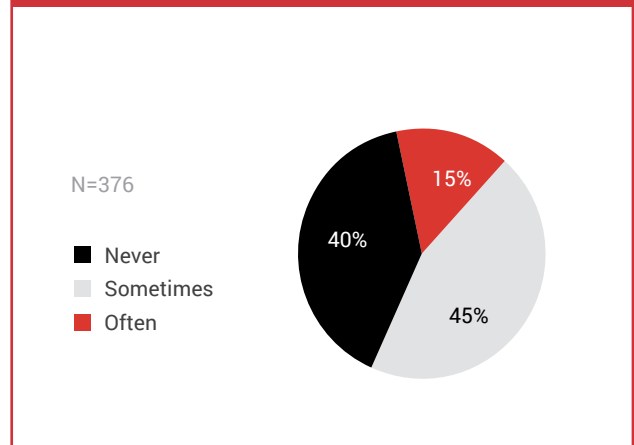
**Figure 32. Experienced harassment, offensive language, or other kinds of violent messages, threats or comments, 2014**



Offensive message	Gay		Hetero female		Hetero male		Lesbian		Trans		Total	
Never	15	30%	50	37%	16	52%	32	28%	0	0%	113	33%
Often	7	14%	17	13%	1	3%	15	13%	4	40%	44	13%
Sometimes	28	56%	69	51%	14	45%	69	59%	6	60%	186	54%
Total	50	100%	136	100%	31	100%	116	100%	10	100%	343	100%

**4. Copyright.** As seen in Figure 33, copyright issues are a concern among a significant majority of respondents, although not many have that concern often (15%) and 40% never had it. Latin American respondents show less concern for these issues. In that region, only 8% are often concerned with copyright issues; 34% sometimes, and a majority (59%) never.

**Figure 33. Had concerns about copyright, 2014**

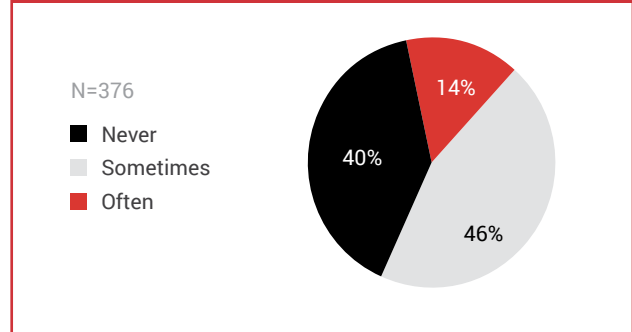


Copyright	AFR		ASIA		DEV		LAC		Total	
Never	13	30%	24	26%	36	35%	59	58%	137	39%
Often	10	23%	21	23%	13	13%	8	8%	53	15%
Sometimes	20	47%	48	52%	54	52%	34	34%	157	45%
Total	43	100%	93	100%	103	100%	101	100%	347	100%

**5. Filtering and blocking.** Respondents in Europe, North America, and Australia seem slightly less affected by filtering software and content blocks than the rest of the grouped regions, with a significant 52% who have never faced that challenge, significantly higher than the rest; and 7% percent who have faced it often, significantly lower than the rest. Homophobia might also be playing a role in the impact of filtering software and content blocks: the percentage of gay respondents whose access was never blocked or filtered (26%) was significantly lower than all other sexual identities, and the percentage of those who often faced blocks and filters (24%) was significantly higher. Paradoxically, a significant number of trans respon-

denents (6, more than half the sample) were never filtered or blocked (see the tables below).

**Figure 34. Was prevented from accessing information by blocked websites or filtering software, 2014**

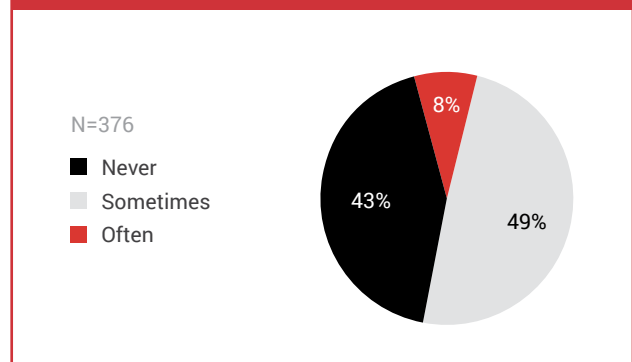


Filtering and blocking	AFR		ASIA		DEV		LAC		Total	
Never	17	36%	30	31%	55	52%	38	38%	145	40%
Often	6	13%	26	27%	7	7%	11	11%	50	14%
Sometimes	24	51%	42	43%	43	41%	52	51%	164	46%
Total	47	100%	98	100%	105	100%	101	100%	359	100%

Filtering and blocking	Gay		Hetero Female		Hetero Male		Lesbian		Trans		Total	
Never	13	26%	64	47%	10	34%	44	39%	6	60%	137	40%
Often	12	24%	13	10%	4	14%	17	15%	3	30%	49	14%
Sometimes	25	50%	59	43%	15	52%	53	46%	1	10%	153	45%
Total	50	100%	136	100%	29	100%	114	100%	10	100%	339	100%

**6. Intimidation.** Among the 57% who have – mostly sometimes (49%), and to a lesser extent often (8%) – ever felt intimidated after posting something online, in general, the younger the respondent, the more likely to have had that experience. That ranges from almost 60% for those under 30 years old, to just over 40% for those over 50. Heterosexual males are the least likely to have faced intimidation (41%), while most trans respondents (7 out of the 10 cases in that sample) relate that sort of experience. Likewise, both gay and heterosexual females have faced more intimidation than their male counterparts, as illustrated in the corresponding tables.

**Figure 35. Felt intimidated by online comments after posting something online, 2014**



Intimidation	10-17		18-29		30-39		40-49		50-59		60+		Total	
Never	1	50%	64	40%	53	42%	18	45%	11	58%	7	88%	154	43%
Often	0	0%	20	12%	7	6%	1	3%	1	5%	0	0%	29	8%
Sometimes	1	50%	78	48%	65	52%	21	53%	7	37%	1	13%	173	49%
Total	2	100%	162	100%	125	100%	40	100%	19	100%	8	100%	356	100%

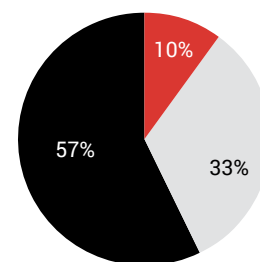
Intimidation	Gay		Hetero female		Hetero male		Lesbian		Trans		Total	
Never	25	51%	60	44%	17	59%	44	39%	3	30%	149	44%
Often	4	8%	7	5%	1	3%	10	9%	4	40%	26	8%
Sometimes	20	41%	68	50%	11	38%	60	53%	3	30%	162	48%
Total	49	100%	135	100%	29	100%	114	100%	10	100%	337	100%

**7. Lack of support.** While 43% have – mostly sometimes (33%), and to a lesser extent often (10%) – experienced lack of support from other people to respond to online threats or attacks (see Figure 36), in Latin America and the Caribbean that percentage is considerably lower (29%) than in the rest of the regions. Intriguingly, in comparison with the rest of the age groups, a significantly higher percentage of respondents 50 years old and older (over 75%) have never experienced lack of support responding to online threats, and correspondingly a notably lower one (under 25%) have experienced it (see the corresponding tables).

Figure 36. Experienced lack of support from other people to respond to online threats or attacks, 2014

N=376

Never  
 Sometimes  
 Often

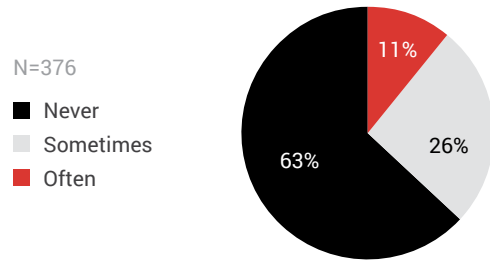


Lack of support	AFR		ASIA		DEV		LAC		Total	
Never	19	45%	48	50%	52	55%	69	71%	193	57%
Often	5	12%	10	10%	10	11%	6	6%	32	10%
Sometimes	18	43%	38	40%	32	34%	22	23%	111	33%
Total	42	100%	96	100%	94	100%	97	100%	336	100%

Lack of support	10-17		18-29		30-39		40-49		50-59		60+		Total	
Never	1	100%	85	55%	68	57%	19	54%	14	74%	6	86%	193	57%
Often	0	0%	14	9%	14	12%	4	11%	0	0%	0	0%	32	10%
Sometimes	0	0%	56	36%	37	31%	12	34%	5	26%	1	14%	111	33%
Total	1	100%	155	100%	119	100%	35	100%	19	100%	7	100%	336	100%

**8. Censorship.** Of our sample of 376 respondents, 37% have – 26% sometimes (26%), and 11% often – been prevented by censorship or other laws and regulations from using the internet as they wanted. That happened at the highest rate in Asia (54%), and at the lowest rate in Latin America (25%), in both cases deviating significantly from the rest of the regions. Also, a higher-than-average proportion of heterosexual women (75%), as well as most of our trans respondents (7 out of 10) claim to have never been censored (see Figure 37 and the corresponding tables).

**Figure 37. Prevented by censorship or other laws and regulations from using the internet as wanted, 2014**

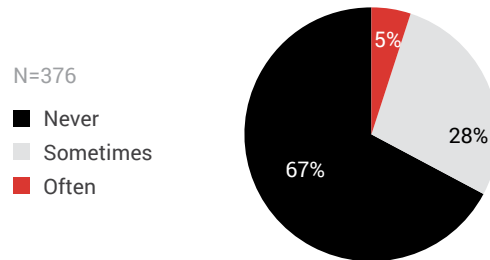


Censorship	AFR		ASIA		DEV		LAC		Total	
Never	27	60%	45	46%	77	75%	70	69%	225	63%
Often	3	7%	22	23%	3	3%	7	7%	37	10%
Sometimes	15	33%	30	31%	23	22%	25	25%	93	26%
Total	45	100%	97	100%	103	100%	102	100%	355	100%

Censorship	Gay		Hetero female		Hetero male		Lesbian		Trans		Total	
Never	28	58%	100	74%	17	59%	62	54%	7	78%	214	64%
Often	10	21%	12	9%	3	10%	8	7%	1	11%	34	10%
Sometimes	10	21%	23	17%	9	31%	44	39%	1	11%	87	26%
Total	48	100%	135	100%	29	100%	114	100%	9	100%	335	100%

**9. Hacked.** As seen in Figure 38, a majority of respondents (67%) also claimed to have never been “hacked”, or had their user tools broken into or manipulated. Among the 33% who have sometimes (28%) or often (5%) been hacked, a larger proportion of responses (43%) come from Africa and the Middle East, than from other regions. Also, the older the respondent, the more likely to have been hacked, in a range from 39% among respondents under 30, to over 45% among 50-year-olds and older (see the corresponding tables).

**Figure 38. Own website, email or social networking account was broken into (“hacked”) or manipulated, 2014**

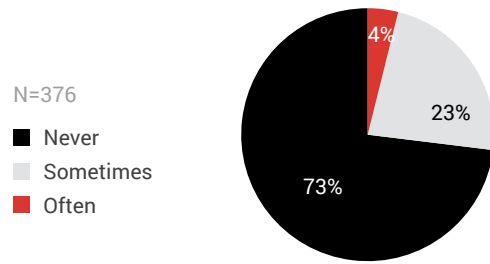


Hacked	AFR		ASIA		DEV		LAC		Total	
Never	27	57%	67	71%	70	67%	69	69%	237	67%
Often	2	4%	8	8%	3	3%	6	6%	19	5%
Sometimes	18	38%	20	21%	31	30%	25	25%	98	28%
Total	47	100%	95	100%	104	100%	100	100%	354	100%

Hacked	10-17		18-29		30-39		40-49		50-59		60+		Total	
Never	2	100%	115	71%	81	67%	23	58%	11	55%	5	50%	237	67%
Often	0	0%	8	5%	7	6%	1	3%	3	15%	0	0%	19	5%
Sometimes	0	0%	38	24%	33	27%	16	40%	6	30%	5	50%	98	28%
Total	2	100%	161	100%	121	100%	40	100%	20	100%	10	100%	354	100%

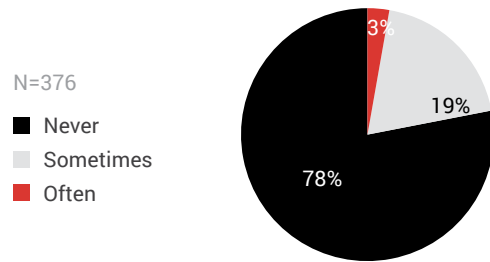
**10. Violence.** Although it is worth mentioning that 27% percent of all respondents have suffered direct attacks or threats of violence for online activities (4% often and 23% sometimes), no variable shows a significantly divergent behaviour from that general tendency (see Figure 39).

Figure 39. Direct attacks or threats of violence for online activities, 2014



**11. Removed content.** As illustrated in Figure 40, 22% of the sample have sometimes (19%) or often (3%) had to remove content because of a threatening response. That percentage rises to 31% in Africa and the Middle East, and goes down to 13% in Latin America and the Caribbean (see the corresponding tables).

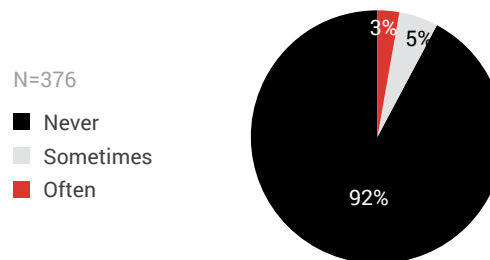
Figure 40. Had to remove content because of a threatening response, 2014



Remove content	AFR		ASIA		DEV		LAC		Total	
Never	31	69%	67	70%	82	80%	88	87%	274	78%
Often	3	7%	4	4%	1	1%	3	3%	11	3%
Sometimes	11	24%	25	26%	20	19%	10	10%	68	19%
Total	45	100%	96	100%	103	100%	101	100%	353	100%

**12. Government repression.** Finally, being warned, arrested, prosecuted, convicted, detained or questioned by government authorities because of own online activities was, overall, the least mentioned of the challenges to users' activities online while working for sexual rights listed in the questionnaire: 92% said they had never suffered that sort of government repression, as seen in Figure 41.

Figure 41. Warned, arrested, prosecuted, convicted, detained or questioned by government authorities because of own online activities, 2014



## How users react

In order to assess users' capacity to respond to challenges to their ability to use the internet for their work on sexual rights safely, we asked our respondents to elaborate on how they negotiated the challenging situations they related in the survey. In the 2013 survey, this question referred to episodes taking place "over the past three months" prior to taking the survey, and it was a multiple-choice question. Respondents were to tick "all that apply". In order to refine the statistical analysis, in 2014, we asked how respondents reacted to "the most difficult situation" (identified in a separate "filter" question), and they had to choose only one option (see Figures 42 and 43).

Responses, which were pre-codified, can be classified as either more "active" or more "passive". More "active" responses included: (a) countered it technically yourself (for example, by using proxy servers, counter-hacking, etc.); (b) got technical help for the problem from someone else; (d) campaigned or protested about it; and (e) reported it or used legal strategies. The more "passive" ones were: (c) moved to different spaces and mediums offline (like radio, mobile phone, etc.); and (f) stopped what I was doing/trying to do.

In 2013, with unlimited multiple-choice options, the percentages of respondents who reacted in ways anticipated in the questionnaire in most cases represented around one quarter of the sample: 27% stopped what they were doing or trying to do; also 27% got technical help from someone else; 25% countered the attack, threat or limitation technically by themselves; also 25% campaigned or protested about it; and 23% reported it or used legal strategies. On the other hand, fewer respondents (9% of the total sample) mentioned having moved their activity elsewhere offline. Regardless of the ambiguity introduced by the multiple-choice mode of inquiry, in sum "active" reactions add up a higher set of responses than the "passive" ones.

The methodological constraint introduced in 2014 produced a clearer hierarchy of responses. Of the 301 respondents who related challenges to their online work on sexual rights, 65% related "active" responses: 22% countered the challenges themselves; 21% got technical help; 11% campaigned or protested; and another 11%

took or sought legal action (reported). On the "passive" side, 18% stopped what they were doing; and 4% moved elsewhere offline. Other responses took the remaining 14% of that sample (open-ended responses to be analysed).

All levels of response in this section are relevant and justify further inquiry. We may ask, as Moawad suggests, why people are stopping what they want to do online. We may also try to differentiate the types of threats that trigger active responses, from those that tend to inhibit any sort of response, and those that make users seek other technologies or spaces of expression and interaction. Can the latter response be considered a "passive" move? Such questions may be addressed by a combination of qualitative and quantitative methods.

Figure 42. Response to most difficult experience, 2013

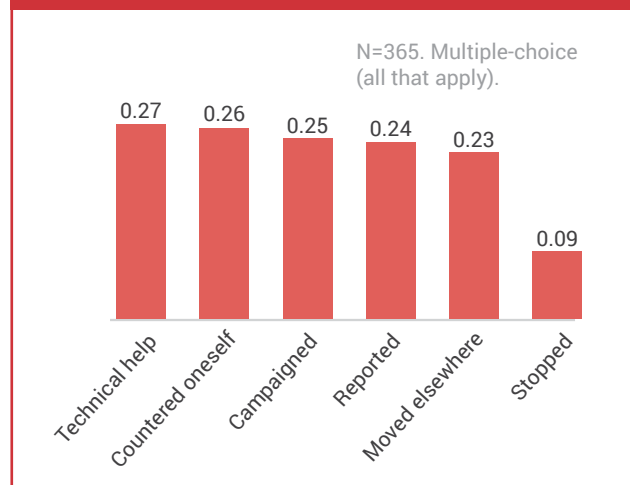
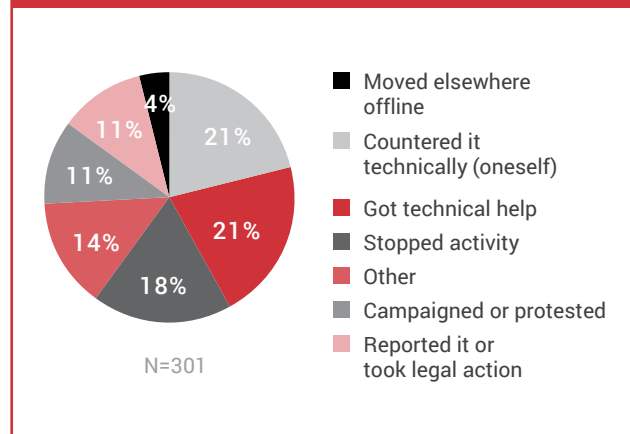


Figure 43. Response to the most difficult situation, 2014



We also asked about respondents' participation in mobilising for communication rights and free speech over the three years prior to taking the survey. In both rounds of the survey online petitions and social media mobilisation ranked high, mentioned by a majority of respondents. In 2014 the former ranked highest among independent activists and bloggers (84%); while the latter ranked lower than the total average in EUR/NA/AUS (64%); and SSA/MENA (61%), as illustrated in Figures 44, 45 and 46. To Moawad, this finding suggests that a vast majority of sexual rights activists will campaign online when facing a security threat.

sexual identity on these forms of mobilisation for communication rights is not remarkable. Online petitions and social media rank slightly higher in so-called developed countries and Latin America and the Caribbean, than in Africa, MENA and Asia. Online petitions, social media, and blogging rank higher, but only slightly, the younger the respondent. Contrary to the general tendencies, hetero male respondents participate in online petitions and use social media less than other grouped sexual identities; while our trans respondents showed intense engagement with those instruments, as well as other forms of mobilisation.

As the graphs from the 2014 round show, the impact of variables such as world region, age, or

**Figure 44. Mobilisation, per region, 2014**



N = 376. Multiple choice, all that apply

Figure 45. Mobilisation, per age group, 2014

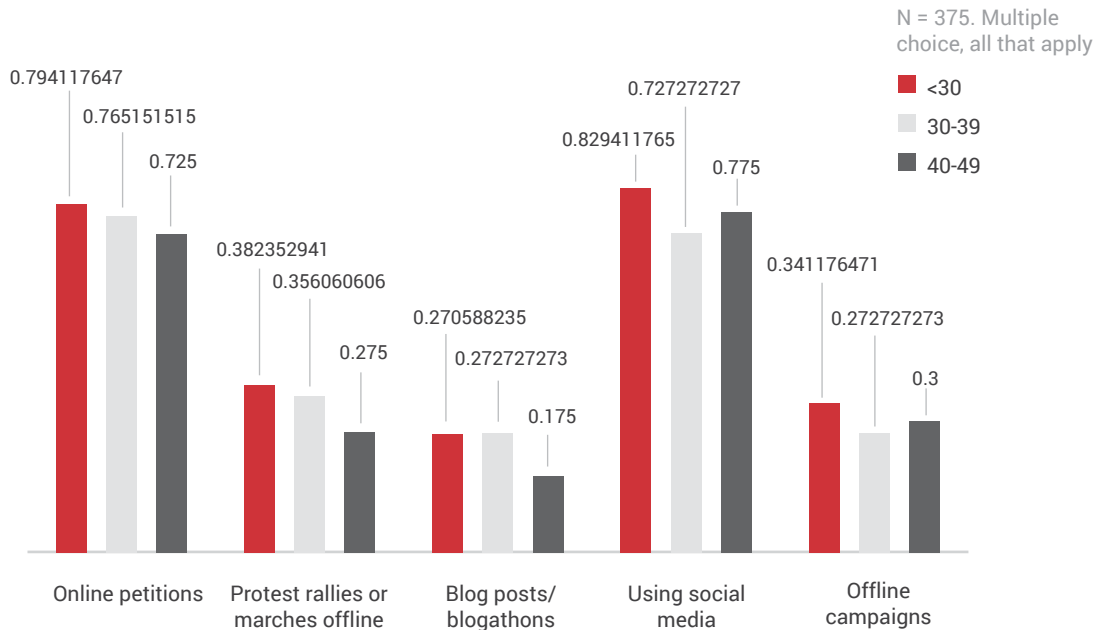
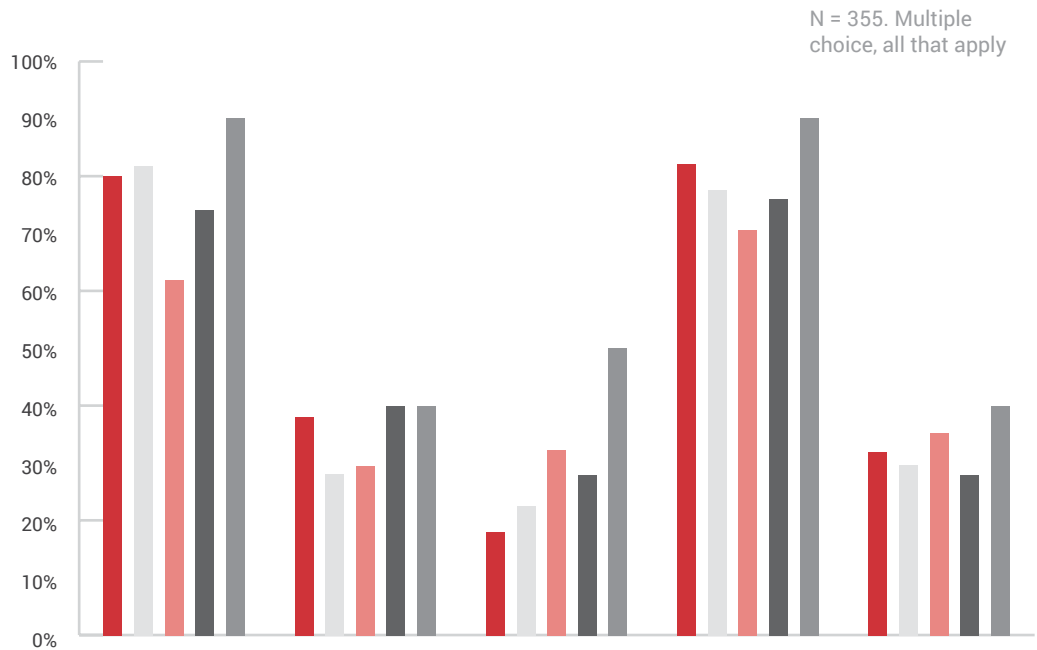


Figure 46. Mobilisation, per sexual identity, 2014



	Online petitions	Protest rallies or marches offline	Blog posts/blogathons	Using social media	Offline campaigns
Gay	0.8	0.38	0.18	0.82	0.32
Heterosexual female	0.816901408	0.281690141	0.225352113	0.774647887	0.295774648
Heterosexual male	0.617647059	0.294117647	0.323529412	0.705882353	0.352941176
Lesbian	0.739495798	0.403361345	0.277310924	0.756302521	0.277310924
Trans	0.9	0.4	0.5	0.9	0.4



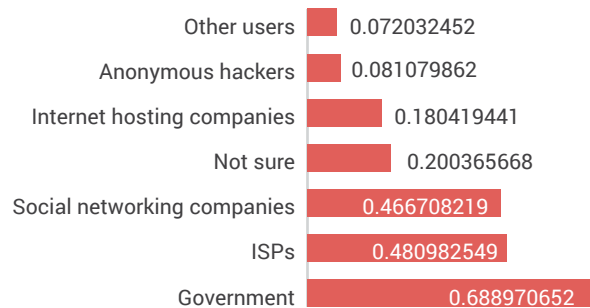
## Gatekeeping the internet

In both rounds of the survey, we gave respondents a list to identify the main actors [deciding] on policies or [taking] action [regarding] information and spaces that affect [their] area of work, which made them online “gatekeepers” in their country. They could choose a maximum of three. Government actors – probably encompassing a variety of national and international state agents, including administrative, legal, and police forces, among many others – are perceived to be the main internet gatekeepers. In 2013, a great majority of the total sample (69%) chose that category, followed by internet service providers (ISPs) (48%) and social networking companies (47%). In connection with sexual rights activism and online security issues, it is also telling that 20% of the sample was not sure of who was in control of the online flow of information relevant to their work (see Figure 47).

The 2014 round provides a refined cross-section of how these perceptions vary according to the different world regions where our respondents conduct their work on sexual rights. While the interference of government agencies

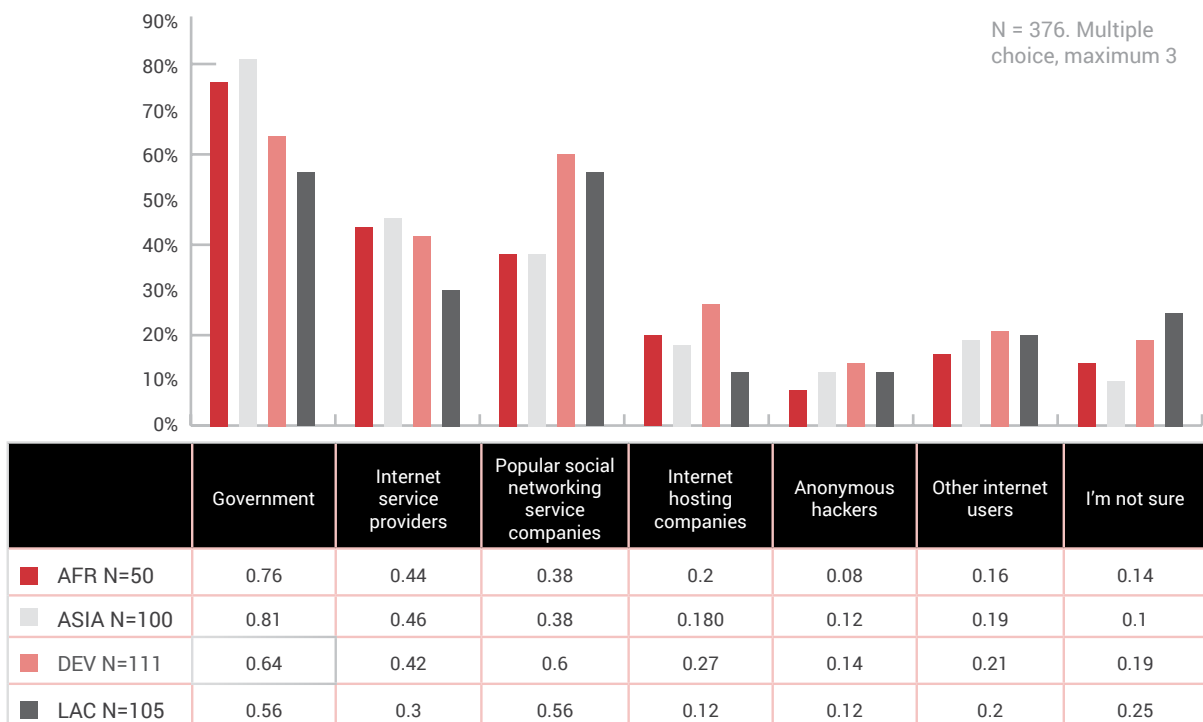
is still the most mentioned in every region, followed by ISPs and networking companies, the former two are more prevalent in Asia and Africa (76% and 81%, respectively, for government; and 44%-46% for ISPs). In Latin America, ISPs are less prevalent as gatekeepers (30%) than in other regions. The prevalence of popular networking companies, such as Google and Facebook, is higher in developed countries and Latin America (60% and 56%, respectively). Hosting companies are slightly more prevalent in so-called developed countries (27%) than in other regions (see Figure 48).

Figure 47. Internet gatekeepers, 2013



N = 365. Multiple-choice, maximum 3

Figure 48. Internet gatekeepers by region, 2014



## Perceptions of internet regulation

A particular group of questions referred to specific forms of internet regulation. In one, we presented respondents with a set of statements regarding the way internet regulation happens in the country where they conduct their sexual rights work. Of all respondents in the 2013 questionnaire, 45% agreed with the claim that there are specific internet regulation and/or censorship laws, although the question did not differentiate between one and the other. In 2014, that percentage was even higher, 52%. Proportionately, more respondents from Asia (67% in 2013 and 75% in 2014) felt there were such regulations in their countries, compared to SSA/MENA (47% in 2013 and 36% in 2014); North America, Europe and Australia (43% in 2013 and 42% in 2014); and Latin America and the Caribbean (35% in 2013 and 42% in 2014). The higher prevalence of internet regulation in Asia is consistent with the higher level of censorship in those countries (43% in 2013 and 54% in 2014), as compared to a world average of 29%, and 37% (grouping those who said they experienced censorship either “often” or “sometimes”), as illustrated in Figures 49 and 50.

The responses above do not specify whether they refer to restricting regulations, or those that guarantee freedom of expression, but merely state to what extent regulations are in place. Regardless of the degree to which those regulations restrict internet use, 25% in 2013 and 22% in 2014 felt that filtering and blocking processes are transparent to the public. Affirmative responses to that statement were evenly distributed according to age groups and type of organisation. Only respondents from Asia perceived regulations to be more transparent (36% in 2013, and 33% in 2014), which is consistent with their perception of specific laws regulating or censoring the internet (67% in 2013 and 75% in 2014).

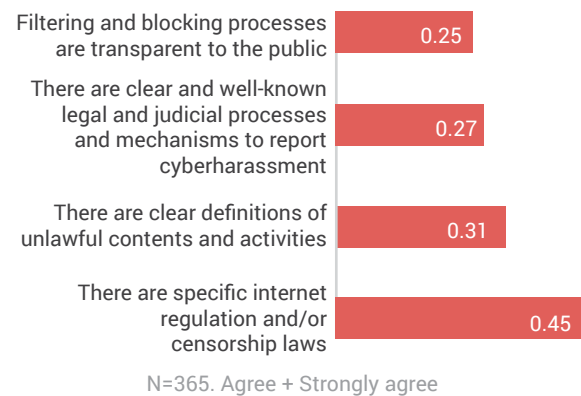
To 27% of the total sample in 2013 and 23% in 2014, legal and judicial processes and mechanisms to report cyber-harassment are clear and well-known. In 2013, that perception ranked higher in North America, Europe and Australia (36%) and Asia (35%), than in Latin America and the Caribbean (25%), and SSA/MENA countries, where it fell below average (12%). Most probably due to variations in the country composition

of our regional samples, in 2014, while Africa (18%) and Asia (30%) ranked similarly to 2013, affirmative responses from so-called developed countries (20%) and Latin America and the Caribbean (21%) fell.

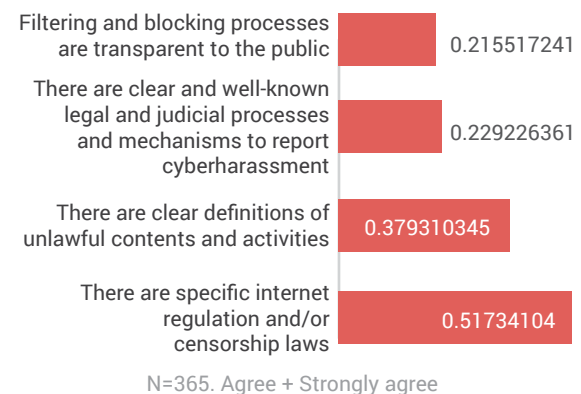
To 31% of the total sample in 2013, and 38% in 2014, there are clear definitions of unlawful content and activities. Only North America, Europe and Australia stand out from the rest of the regions, with a greater proportion of affirmative responses (45% in 2013, and 47% in 2014), with no further significant variations in terms of other respondents’ attributes.

The findings of this section point to complex scenarios, with a variety of connections between threats and restrictions, and prevalent types of regulation. This suggests that a classification between scenarios where regulations are more formally devised and clear to the public and others where definitions of unlawful content and regulatory processes are rather unclear would be useful for the construction of activist and public policy responses to such scenarios.

**Figure 49. How internet regulation happens in respondent’s country, 2013**



**Figure 50. How internet regulation happens in respondent’s country, 2014**



## Targets of censorship, regulation, monitoring or filtering

Respondents were given a list of topics and asked to identify their likelihood to be censored, regulated, monitored or filtered. Overall, topics related to sexual morality ranked highest, often associated with the protection of children. Paedophilia and child pornography averaged a top 77% in 2013 and 80% in 2014, followed by other “obscene” content, including pornography and other sexual images (58% in 2013 and 62% in 2014). Anything related to words such as “sex”, “breast”, “penis” was marked by 50% in 2013 and 45% in 2014, together with anything related to abortion. Anything related to homosexuality, lesbian, gay or trans ranked fifth (48%) in 2013 and third (51%) in 2014 (see Figures 51 and 52).

Both in 2013 and 2014, homosexuality ranked highest as a target of censorship for Asian respondents (60% and 74%), and in SSA/MENA (57% and 56%), and lower in EUR/NA/AUS (26% and 30%). Likewise, sexual words ranked higher than average in ASIA (66% and 63%), and lower in EUR/NA/AUS (21% and 28%).

In terms of content not directly related to sexuality issues, anti-national, anti-government, anti-monarchy material also ranks high, at fourth place, with almost half (49%) of the 2013 responses deeming those expressions likely or very likely to be censored or persecuted. In 2014 such material was the third ranked, with 50% of the responses. Of the list, that is the only

category not related to sexual morality to rank as high, with higher than average frequencies for SSA/MENA (57% and 44%); ASIA (69% and 74%); and slightly lower for LAC (43% and 46%); and EUR/NA/AUS (31% and 35%), in 2013 and 2014 respectively.

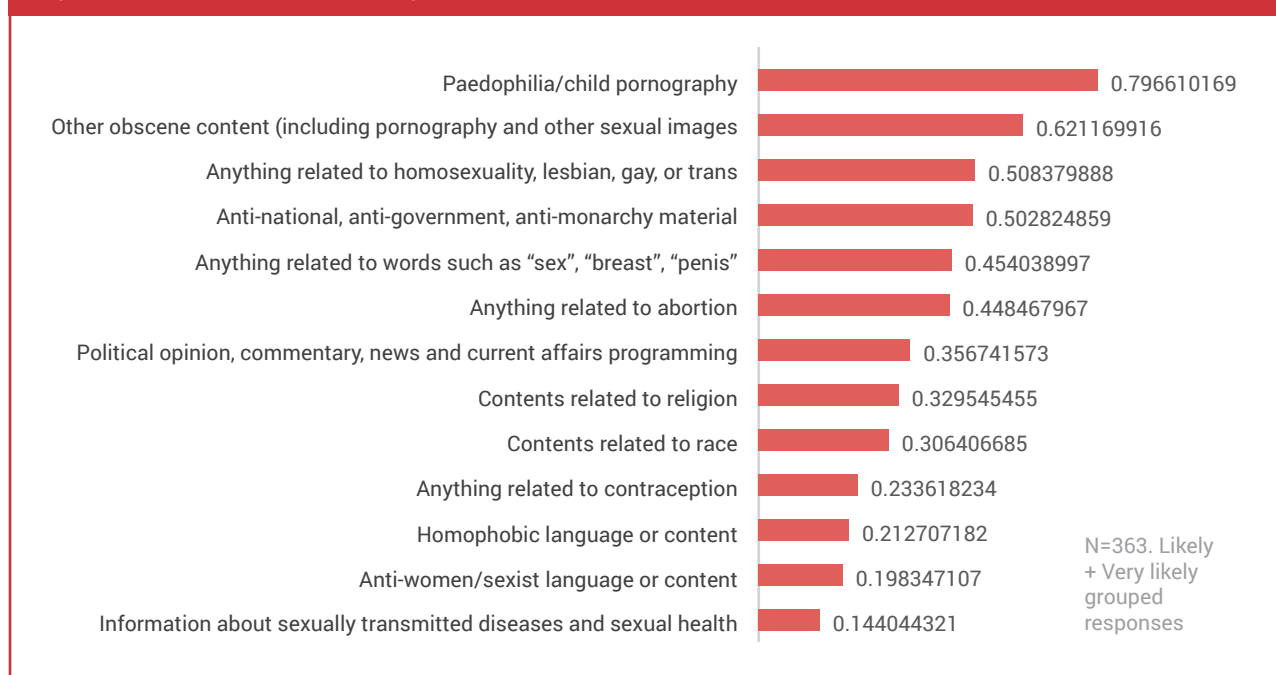
All other categories listed, while not ranked as highly, were deemed still likely to be censored or persecuted by a significant amount of respondents. For example, contraception and sexist language, the least likely to be targeted, according to respondents in the 2013 survey, received 75 and 77 mentions (roughly 21% each) respectively. In 2014, respondents again found sexist language one of the least likely categories to be targeted (20%), directly above the new category introduced, information about sexually transmitted diseases and sexual health at 14%.

From a sexual rights and information rights perspective, these findings call for a reflection about the – sometimes difficult – distinction between issues advocated for, on the one hand, and issues that mean obstacles for the realisation of rights – often agitated by anti-rights actors. For example, as Moawad commented: How do we define paedophilia? What different issues are lumped under that? Who decides on definitions of obscene? Another alert is an apparently generalised lack of attention by the authorities to top priorities of pro-rights activism, such as anti-women and sexist language and content, as well as anything related to contraception.

Figure 51. Content censored, regulated, monitored or filtered, 2013



Figure 52. Content censored, regulated, monitored or filtered, 2014



### Reasons given for regulation

Finally, we asked about the reasons given by government for internet regulation. Again, sexual morality, strongly associated with anxieties regarding threats to children, ranked highest (42%) in 2013 (when respondents chose a maximum of three multiple-choice options), and third (14%) in 2014 (when they had to choose only one).<sup>6</sup> The protection of children was cited most in EUR/NA/AUS (62% in 2013 and 23% in 2014), and LAC (54% in 2013 and 22% in 2014). Public decency ranked almost as high as the protection of children in 2013 (41%) and highest in 2014 (22%). Public decency was the most mentioned reason in SSA/MENA (63% in 2013 and 30% in 2014) and ASIA (61% in 2103 and 32% in 2014), but lower in LAC (30% and 17%) and EUR/NA/AUS (22% and 13%). (See Figures 53 and 54.) Just like paedophilia and child pornography in the preceding section, the high rank attributed to the protection of children is telling about the hard work required to unpack anti-sexual rights assumptions embedded in that idea. Sexual rights activism, particularly when it comes to the free and safe exercise of sexuality, and exchange of information mediated by internet communication, faces these

challenging issues. As shown by the EROTICS case studies, the protection of children is often mobilised as a justification for a broad anti-sexual rights agenda. From a sexual rights point of view, what is actual harmful content for children? How can children be protected from that, while preserving their rights? How does this discussion apply to other actually or potentially vulnerable categories?

Remarkably and consistent with the topics censored shown in the section above, the protection of women ranked lowest among the cited reasons for internet regulation (9% in 2013 and 1% in 2014), together with blasphemy (9% and 5%), market regulation (8% and 4%) and reasons other than those pre-coded in the questionnaire (8% and 4%). All of these come well behind state security, legal and other cultural reasons (total averages from 19% to 29%, and 6% to 17%). Anti-terrorist measures and security, in general among the top reasons, ranked well higher than average in EUR/NA/AUS (41% in 2013 and 28% in 2014); and preserving and protecting culture and tradition ranked higher in Asia (43% and 10%) and Africa and the Middle East (14% in 2014).

6. This methodological nuance is the reason for the sharp fall of all figures in this section, between the 2013 and 2014 survey rounds.

Figure 53. Reasons for government regulation of the internet, 2013

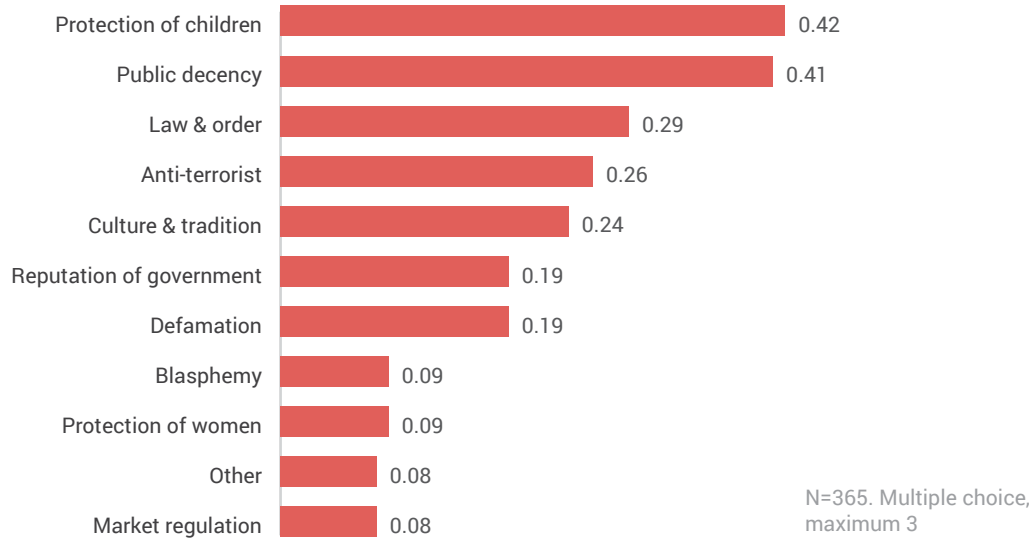
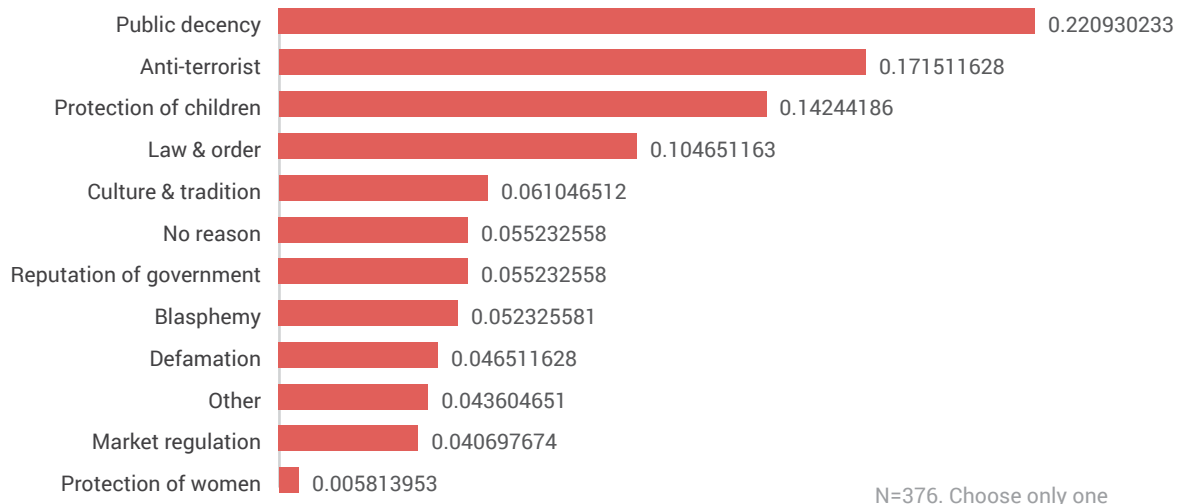


Figure 54. Reasons for government regulation of the internet, 2014



## Final considerations

Our findings support the assumption that technical skill and knowledge about regulation do in fact contribute to a fuller exercise of sexual rights; in other words, that communication rights can and should also be envisioned, and advocated for, as sexual rights – a perspective embraced by our activist colleagues at APC WRP and the EROTICS project. The comparative perspective brought by this global online survey provides material for detailed analyses of how individuals and collectives are dealing with these issues at different locations, and according to their different combinations of social attributes (in this case limited by the universe selected, of activists, scholars, etc.), namely sex/gender identification, age group, area of expertise, cyber skill, etc. We envision this instrument as a tool for activism and a more thorough understanding of the relationship between sexuality and the internet.

While on the one hand our questionnaire inquired about respondents' (broadly termed) perceptions and experiences regarding online safety, on the other, it was particularly sensitive to technical and juridical/political forms of regulation, emphasising security dimensions. One current challenge to this research project is how to bridge that – both methodological and theoretical – gap, between the more abstract, and prescriptive, technological and legal-regulatory aspects of online communication, and users' experiences, values, expectations, and agency. The earlier ethnographic findings of the EROTICS project had indicated that neither the regulation devices' protective functions, nor their potential to unreasonably restrict sexual rights were at all self-evident to sexual rights activists, let alone internet users.

The potential of such mechanisms to obstruct the exercise of sexuality and the promotion of sexual rights often go ignored, as their primary focus is the protection of children, conceived as vulnerable subjects needing the tutelage of adults, and the state. Our questionnaire inquired, on the one hand, about respondents'

perceptions and experiences regarding online safety. We can call this a “soft” perspective on online safety, closer to the users' point of view. On the other, the questionnaire was sensitive to technical and juridical/political forms of regulation, emphasising security dimensions. We can locate this perspective at the “hard” level of technological, market and state control.

Both these perspectives are crucial to an understanding of the role of internet regulation as related to the exercise of sexual rights. The main goal of the EROTICS project is to generate data and develop activist interventions to help bridge the gap between those two dimensions, as well as the other duality just mentioned, between freedom and protection. In that vein, in light of the online experiences mapped by the survey, one can look at internet regulation as a form of discipline, made of rules and control mechanisms, but also of self-regulation and risk management devices both by collectives and by individuals.

Further avenues for the analysis of the over 700 valid cases gathered by this survey in 2013 and 2014, and subsequent derivations, include:

- “Case studies” of responses by particular groups represented in the sample, e.g. gays and lesbians in 2014; women in both rounds; best represented nationalities (segmented by country, instead of region) in each round; or cases grouped by specific activities (e.g. bloggers) and issues.
- Recodification of open-ended responses and case studies of survey responses grouped by profiles related to specific experiences with internet and restrictions – and particularly how users respond to them.
- In connection to case-study analyses above, in-depth interview follow-up with respondents who explicitly volunteered, to explore the end-user aspect of the dualities expressed above as a current challenge to this research project.

## APPENDICES

# Appendix I

## Survey Questionnaire 2013

### Internet Regulation Survey

Please read these instructions before filling in the survey:

1. This survey aims to find out how activists working on sexuality rights use the internet in their work, and what difficulties they face in using it freely and fully.
2. All responses are confidential and for research purposes only. We request that you provide your name and email address (both of which will be confidential) so that we can get back to you for any follow up required. We ask about gender and age so that we know the profile of people who complete the survey. If you want to read the APC privacy statement, please click [here](#) (link).
3. The survey will take approximately 20 minutes to complete. There are 25 questions in the survey. Most questions are closed-ended. This means that you save time by clicking on a response rather than by typing anything.
4. We know that it is difficult to separate work use and personal use of the internet, but we request that you think about your experiences of internet use for work and activism on sexuality rights issues when answering the survey.
5. Please answer all questions.
6. If you need to take a break while completing the survey, click on "Resume later" to save the answers you have already completed. You can then come back later to complete the survey.
7. If you want to know more about why we are doing this survey, please click [here](#). If you want to know more about who we are, please click [here](#).

1. **Which of the following best describes you or your organisation? (Choose only 1.)**
  - a. Non-governmental organisation (NGO)
  - b. Community-based/ membership-based organisation
  - c. Academic, research and/or policy institute
  - d. Informal collective
  - e. A network or coalition
  - f. An independent human rights activist or blogger.
  - g. Other (specify) \_\_\_\_\_
2. **Which issue/s do you (your organisation) work on? (Choose a maximum of 3.)**
  - a. Women's rights
  - b. Youth, adolescents or children's rights
  - c. Lesbian, gay, bisexual, transgender, queer, intersexed (LGBTQI) rights
  - d. Sexual and reproductive health and/or HIV and AIDS
  - e. Development issues other than health
  - f. Social exclusion, discrimination and rights of marginalised groups other than the ones named above
  - g. Other (specify) \_\_\_\_\_
3. **Which of the following activities best describes what you do/your organisation does? (Choose a maximum of 3.)**
  - a. Training/ capacity building
  - b. Writing/ documentation/ production and dissemination of information
  - c. Direct support services (such as legal advice, counselling, case work)
  - d. Advocacy/ policy and law reform



- e. Academic research
  - f. Raising public awareness/ campaigns
  - g. Network building/ mobilisation
  - h. Other (specify) \_\_\_\_\_
4. **How do you usually access the internet? (Choose a maximum of 2.)**
- a. Broadband connection at home
  - b. Dial-up connection at home
  - c. At work or at school.
  - d. Wi-Fi in public places.
  - e. Cybercafes/ telecentres/ ICT centres/ public internet booths.
  - f. Mobile phone
5. **How good are your technical skills for using the internet? (Choose only 1.)**
- a. I can use the internet without any problems
  - b. I can do everyday tasks on the internet, but I cannot do complicated things
  - c. I have only basic internet skills
  - d. I have no skills for using the internet
6. **How important is use of the internet in your work/ the work of your organisation on sexual rights? (Choose only 1.)**
- a. The work would be impossible to do without the internet
  - b. The work would be difficult to do without the internet
  - c. The internet is useful for the work but not essential
  - d. The work can be done easily without using the internet
7. **In what ways is the internet useful for work on sexuality rights in particular (Choose a maximum of 3.):**
- a. It allows people to search for information that is difficult to find in offline spaces
  - b. It allows people to share/disseminate critical information quickly and widely
  - c. It allows groups to network in relatively safer conditions than face-to-face
  - d. It facilitates public action and support
  - e. It allows dialogue between people with diverse opinions
  - f. The internet is not useful for work on sexuality rights in any particular way
  - g. Other (specify) \_\_\_\_\_
8. **What types of information related to sexuality have you accessed on the internet in the past three months? (Choose all that apply)**
- a. Information related to sex work
  - b. Information related to LGBTIQ
  - c. Information related to other marginalised groups, communities, and sexual practices
  - d. Sexual health information (sex education, pre-marital sex, abortion, contraception, HIV and AIDS, sexually transmitted infections, pregnancy, etc.)
  - e. Information related to sexual violence (sexual harassment at the workplace or in public places, legal information, domestic violence, child sexual abuse, rape, etc.)
  - f. Social or personal use (dating sites, porn, soft porn, erotica, escort services, chatrooms etc.)
  - g. Official documents (United Nations, government, etc.)
  - h. Research on matters related to sexuality
  - i. Other \_\_\_\_\_
9. **In your work on sexuality, have you ever experienced any of the following when working online? (Choose all that apply)**
- a. Sexual, offensive, racist or other kinds of violent messages, threats or comments
  - b. Felt intimidated by online comments, debates, controversies about a blog post, photos, email or something else that you have posted online
  - c. Had to remove content because of a threatening response
  - d. Direct attacks or threats of violence for your online activities
  - e. Lack of support from other people to respond to online threats or attacks
  - f. Prevented by censorship or other laws and regulations from using the internet in the way you wanted to
  - g. Concerns that your private information can be accessed without your knowledge

- h. Concerns about copyright
- i. Been warned, arrested, prosecuted, convicted, detained or questioned by government authorities because of your online activities
- j. Fear of viruses and other technical damage to software
- k. Blocked websites or filtering software that prevented you from accessing information
- l. Your website, email or social networking account was broken into ('hacked') or manipulated

**11. How have you responded to the situations covered by the previous question in the past three months? (Choose all that apply)**

- a. Countered it technically yourself (for example, by using proxy servers, counter-hacking, etc.)
- b. Got technical help for the problem from someone else
- c. Moved to different spaces and mediums offline (like radio, mobile phone, etc.)
- d. Campaigned or protested about it
- e. Reported it or used legal strategies
- f. Stopped what I was doing/trying to do
- g. Other (specify) \_\_\_\_\_

**10. If you answered yes to any options above, please briefly describe the most difficult experience.** \_\_\_\_\_

**12. Do the following statements accurately describe how internet regulation happens in the country in which you (your organization) work most?**

	Strongly agree	Agree	Don't know	Disagree	Strongly disagree
There are specific internet regulation and/or censorship laws					
Filtering and blocking processes are transparent to the public					
There are clear and well known legal and judicial processes and mechanisms to report cyber-harassment					
There are clear definitions of unlawful content and activities					

**13. In your experience, how likely is each of the following to be censored, regulated, monitored or filtered?**

	Very likely	Likely	Don't know	Unlikely	Very unlikely
Anything related to words such as 'sex', 'breast', 'penis'					
Anything related to homosexuality, lesbian, gay, or trans					
Anything related to abortion					
Anything related to contraception					
Anti-national/anti-government/anti-monarchy material					
Paedophilia/ child pornography					
Other 'obscene' content (including pornography and other sexual images).					
Anti-women/ sexist language or content					
Material related to race					
Material related to religion					
Political opinion, commentary, news and current affairs programming					

**13a. If you have experienced other forms of censorship, regulation, monitoring or filtering, please describe the situation below**

14. What are the most common reasons given by government for regulation of the internet in the country in which you (your organisation) work most? (Choose a maximum of 3).

- a. Public decency and upholding morals
- b. Anti-terrorist measures/ security
- c. Maintaining law and order
- d. Preserving and protecting culture and tradition
- e. Defamation/ slander of individuals
- f. Protection of children
- g. Protection of women
- h. Reputation/image of the government
- i. Blasphemy/ religious insult
- j. Prevention of economic problems and/or market regulation
- k. Other (specify) \_\_\_\_\_

15. To what extent do you agree with the statements below (Mark one option per row):

	Strongly agree	Agree	Neither agree nor disagree	Disagree	Strongly disagree
The internet is an important public sphere for advancing sexual rights.					
The ability to be anonymous online is a critical component of safety online.					
Most sexual rights advocates take online security issues seriously where I live.					
Most sexual rights organisations in my country include online threats and risks in their overall security assessment.					

16. Who are the main actors who decide on policies or take action that make them gatekeepers to online information and spaces that affect your area of work? (Choose a maximum of 3)

- a. Government
- b. Internet Service Providers (e.g. national telecommunication bodies)
- c. Popular social networking service companies (e.g. Google, Facebook, Twitter etc)
- d. Internet hosting companies
- e. Anonymous hackers
- f. Other users
- g. I'm not sure

17. In what ways, if any, have you participated in campaigns for communication rights,

free speech, or freedom of expression over the past three years? (Mark all ways in which you have participated regarding these issues.)

- a. Online petitions
- b. Protest rallies or marches offline
- c. Blogposts/ blogathons
- d. Using social media (such as Facebook, Tumblr, or Twitter) to register your protest
- e. Offline campaigns
- f. Other (specify) \_\_\_\_\_

18. If you have anything else you want to say on the topic of using the internet for sexuality rights work, please do so here.

## Background Information

19. **Name (optional):** \_\_\_\_\_

20. **Age (in years):**

- a. 10-17
- b. 18-29
- c. 30-39
- d. 40-49
- e. 50-59
- f. 60 and above

21. **Gender:**

- a. Female
- b. Male
- c. Other (Please specify):  
\_\_\_\_\_

22. **Country:** \_\_\_\_\_

23. **Email address:** \_\_\_\_\_

24. **Can we contact you for an in-depth interview if required?**

- a. Yes
- b. No

25. **How long (in minutes) did it take you to complete the survey?**

Please return to this website at a later date to see the results of this survey. Please also contact us if you would like to participate in our campaigns. Thank you for your time and generosity in completing this survey. We really do appreciate it.

Thank you

## Appendix II – Survey Questionnaire 2014

### Internet Regulation Survey

Please read these instructions before filling in the survey:

1. This survey aims to find out how activists working on gender, sexuality and sexual rights use the internet in their work, and what difficulties they face in using it freely and fully.
  2. **All responses are confidential and for research purposes only.** We ask about age, gender, and sexual orientation so that we know the profile of people who complete the survey. If you want to read the APC privacy statement, please click [here](#) (link).
  3. The survey will take approximately 20 minutes to complete. There are XX questions in the survey. Most questions are closed-ended. This means that you save time by clicking on a response rather than by typing anything.
  4. We know that it is difficult to separate work use and personal use of the internet, but we request that, in answering the survey, you think about your experiences while using the internet for work and activism on sexuality rights issues.
  5. In order to obtain more reliable results, we ask you to please answer all questions. However, if any question makes you feel uncomfortable, you may skip it and go on to the next question. You can also stop answering questions and leave the page at any time.
  6. If you need to take a break while completing the survey, click on “Resume later” to save the answers you have already completed. You can then come back later to complete the survey.
  7. If you want to know more about why we are doing this survey, please click [here](#). If you want to know more about who we are, please click [here](#).
- ### Survey
1. **Which of the following best describes you or your organisation? (Choose only 1.)**
    - a. Non-governmental organisation (NGO)
    - b. Community-based/ membership-based organisation
    - c. Academic, research and/or policy institute
    - d. Informal collective
    - e. A network or coalition
    - f. An independent human rights activist or blogger.
    - g. Other (specify) \_\_\_\_\_
  2. **Which issue do you or your organization work on? Choose the single most relevant issue.**
    - a. Women’s rights
    - b. Youth, adolescents or children’s rights
    - c. Lesbian, gay, bisexual, transgender, queer, intersex (LGBTQI) rights
    - d. Sexual and reproductive health and/or HIV and AIDS
    - e. Development issues other than health
    - f. Social exclusion, discrimination and rights issues other than the ones named above
    - g. Other (specify) \_\_\_\_\_
  3. **Which of the following activities best describes what you do/your organisation does? Choose only one, the most relevant for your organization.**
    - a. Training/ capacity building
    - b. Writing/ documentation/ production and dissemination of information
    - c. Direct support services (such as legal advice, counselling, case work)

- d. Advocacy/ policy and law reform
  - e. Academic research
  - f. Raising public awareness/ campaigns
  - g. Network building/ mobilisation
  - h. Other (specify) \_\_\_\_\_
4. **How do you usually access the internet? (Choose only one, the one you rely on the most)**
- a. Broadband connection at home
  - b. Dial-up connection at home
  - c. At work or at school
  - d. Wi-Fi in public places
  - e. Mobile phone
  - f. Cybercafes/ telecentres/ ICT centres/ public internet booths
  - g. Others (specify)\_\_\_\_\_
5. **What devices do you use most frequently to access the internet? Choose a maximum of two.**
- a. Desktop computer
  - b. Tablet
  - c. Laptop/notebook with modem
  - d. Laptop/notebook with SIM card
  - e. Mobile phone
  - f. Internet connection through cable television
  - g. Gaming consoles
  - h. Other (specify) \_\_\_\_\_
6. **How long does it take on average for you to load a three-minute video online?**
- a. No time. I can start watching right away, without interruptions.
  - b. I have to wait a few seconds.
  - c. I have to wait more than one minute.
  - d. The video loads, but sometimes it breaks up or is interrupted.
  - e. I have to wait from several minutes to hours.
  - f. It is almost impossible for me to watch videos online.
7. **How do you rate your technical skills for using the internet on a scale from 1 (no skills at all) to 10 (very skilful)?**
8. **How important is use of the internet in your**

**work/ the work of your organisation on sexual rights? (Choose only 1.)**

- a. The work would be impossible to do without the internet
  - b. The work would be difficult to do without the internet
  - c. The internet is useful for the work but not essential
  - d. The work can be done easily without using the internet
9. **Do you agree with the following statements? The internet is useful for work on sexuality rights in particular because (mark all that apply):**
- a. It allows people to search for information that is difficult to find in offline spaces
  - b. It allows people to share/disseminate critical information quickly and widely
  - c. It allows groups to network in relatively safer conditions than face-to-face
  - d. It facilitates public action and support
  - e. It allows dialogue between people with diverse opinions
  - f. The internet is not useful for work on sexuality rights in any particular way
  - g. Other (specify) \_\_\_\_\_
10. **What types of information related to sexuality have you accessed most on the internet in the past three months? (Choose only one, the most relevant to your work on sexuality rights.)**
- a. Information related to sex work
  - b. Information related to LGBTIQ (Lesbian, Gay, Bisexual, Transgender, Intersex, Queer/Questioning)
  - c. Information related to other marginalised groups, communities, and sexual practices
  - d. Sexual health information (sex education, pre-marital sex, abortion, contraception, HIV and AIDS, sexually transmitted infections, pregnancy, etc.)
  - e. Information related to sexual violence (sexual harassment at the workplace or in public places, legal information, domestic violence, child sexual abuse, rape, etc.)

- f. Social or personal use (dating sites, porn, soft porn, erotica, escort services, chatrooms etc.)
  - g. Official documents (United Nations, government, etc.)
  - h. Research on matters related to sexuality
  - i. Other \_\_\_\_\_
11. In your work on sexuality, have you ever experienced any of the following when working online? (Choose all that apply)
- a. Harassment, offensive language, or other kinds of violent messages, threats or comments
    - i. Often
    - ii. Sometimes
    - iii. Never
  - b. After you posted something online you felt intimidated by online comments
    - i. Often
    - ii. Sometimes
    - iii. Never
  - c. Had to remove content because of a threatening response
    - i. Often
    - ii. Sometimes
    - iii. Never
  - d. Direct attacks or threats of violence for your online activities
    - i. Often
    - ii. Sometimes
    - iii. Never
  - e. Lack of support from other people to respond to online threats or attacks
    - i. Often
    - ii. Sometimes
    - iii. Never
  - f. Prevented by censorship or other laws and regulations from using the internet in the way you wanted to
    - i. Often
    - ii. Sometimes
    - iii. Never
  - g. Concerns that your private information can be accessed without your knowledge
    - i. Often
    - ii. Sometimes
    - iii. Never
  - h. Concerns about copyright
    - i. Often
    - ii. Sometimes
    - iii. Never
  - i. 11i. Been warned, arrested, prosecuted, convicted, detained or questioned by government authorities because of your online activities
    - i. Often
    - ii. Sometimes
    - iii. Never
  - j. Fear of viruses and other technical damage to software
    - i. Often
    - ii. Sometimes
    - iii. Never
  - k. Blocked websites or filtering software that prevented you from accessing information
    - l. Often
    - m. Sometimes
    - n. Never
  - o. Your website, email or social networking account was broken into ('hacked') or manipulated
    - i. Often
    - ii. Sometimes
    - iii. Never
12. If you answered yes to anything in question 9: Please identify the most frequent experience you have had online in the past 3 months. (Write the letter corresponding to that option, from "a" to "l" on the list in question 11)\_\_\_\_\_
13. If you answered yes to anything in question 11: Please identify the most difficult experience you have ever had online. (Write the letter corresponding to that option, from "a" to "l" on the list in question 11) \_\_\_\_\_
14. How did you respond to the most difficult situation (the one selected in the last question)?(Choose only one).

- a. Countered it technically yourself (for example, by using proxy servers, counter-hacking, etc.)
- b. Got technical help for the problem from someone else
- c. Moved to different spaces and mediums offline (like radio, mobile phone, etc.)
- d. Campaigned or protested about the online interference
- e. Reported it or used legal strategies
- f. Stopped what I was doing/trying to do
- g. Other (specify) \_\_\_\_\_

**15. Do the following statements accurately describe how internet regulation happens in the country in which you (your organization) work most?**

	Strongly agree	Agree	Neither agree nor disagree	Disagree	Strongly disagree
There are specific internet regulation and/or censorship laws					
Filtering and blocking processes are transparent to the public					
There are clear and well known legal and judicial processes and mechanisms to report cyber-harassment					
There are clear definitions of unlawful content and activities					

**16. In your experience, how likely is each of the following to be censored, regulated, monitored or filtered? (Mark one option per row.)**

	Strongly agree	Agree	Neither agree nor disagree	Disagree	Strongly disagree
Anything related to words such as 'sex', 'breast', 'penis'					
Anything related to homosexuality, lesbian, gay, or trans					
Anything related to abortion					
Anything related to contraception					
Anti-national/anti-government/anti-monarchy material					
Paedophilia/ child pornography					
Other 'obscene' content (including pornography and other sexual images)					
Information on nSexually transmitted disease and sexual health					
Anti-women/ sexist language or content					
Homophobic language or content					
Contents related to race					
Contents related to religion					
Political opinion, commentary, news and current affairs programming					

**17. If you have experienced other forms of censorship, regulation, monitoring or filtering, please describe the situation: \_\_\_\_\_**

**We would like to hear more about this. Would you feel comfortable to be contacted by our survey team? If yes, please insert your email below, at the end of the survey, for further contact.**



18. Which of the following is the most common reason given by government for regulation of the internet in the country where you (your organisation) work most? (Choose only one).

- a. Public decency and upholding morals
- b. Anti-terrorist measures/ security
- c. Maintaining law and order
- d. Preserving and protecting culture and tradition
- e. Defamation/ slander of individuals
- f. Protection of children
- g. Protection of women
- h. Reputation/image of the government
- i. Blasphemy/ religious insult
- j. Prevention of economic problems and/or market regulation
- k. No reason
- l. Other (specify) \_\_\_\_\_

19. To what extent do you agree with the statements below (Mark one option per row):

	Strongly agree	Agree	Neither agree nor disagree	Disagree	Strongly disagree
The internet is an important public sphere for advancing sexual rights.					
The ability to be anonymous online is a critical component of safety online.					
Most sexual rights advocates take online security issues seriously where I live.					
Most sexual rights organisations and/or individuals in my country are aware of online threats and risks.					

20. How have you become aware of online threats and risks for your activist work on sexuality rights (choose only one, the most relevant to your own experience):

- a. I am an expert on online threats and risks. I study / provide training on these issues
- b. I attended a training
- c. I learned from a campaign
- d. I read about it online
- e. Friends told me
- f. I learned about them at school
- g. Something happened. An experience made me aware of online risks
- h. I am not at all aware of online threats and risks

21. Which of the following actors decide on policies or take action that make them gatekeepers to online information and spaces that affect your area of work? (Mark all that apply).

- a. Government.
- b. Internet Service Providers (e.g. national telecommunication bodies)
- c. Popular social networking service companies (e.g. Google, Facebook, Twitter etc)
- d. Internet hosting companies
- e. Anonymous hackers
- f. Other internet users
- g. I'm not sure

22. In what ways, if any, have you participated in campaigns for communication rights, free speech, or freedom of expression over the past three years? (Mark all ways in which you have participated regarding these issues.)

- a. Online petitions
- b. Protest rallies or marches offline
- c. Blogposts/ blogathons
- d. Using social media (such as Facebook, Tumblr, or Twitter) to register your protest
- e. Offline campaigns
- f. Other (specify) \_\_\_\_\_

23. If you have anything else you want to say on the topic of using the internet for sexuality rights work, please do so here. \_\_\_\_\_

24. Age (in years):

- a. 10-17
- b. 18-29
- c. 30-39
- d. 40-49
- e. 50-59
- f. 60 and above

25. Gender:

- a. Female
- b. Male
- c. Trans
- d. Intersex
- e. Other \_\_\_\_\_

26. Sexual Orientation (we ask this in order to assess how internet experiences are affected by users' sexuality):

- a. Lesbian
- b. Gay
- c. Bisexual
- d. Heterosexual
- e. Queer
- f. Other (specify) \_\_\_\_\_

27. Country: \_\_\_\_\_ If we need to know more about your experiences and opinions regarding these issues, can we contact you for an in-depth interview? If so, please provide us with the following information:

28. Name: \_\_\_\_\_

29. Email address: \_\_\_\_\_

30. How long (in minutes) did it take you to complete the survey?

31. How did you find out about this survey?

- a. I was personally contacted
- b. Email from a colleague / friend
- c. Social media
- d. Mailing list
- e. Other (specify) \_\_\_\_\_

Please return to this website at a later date to see the results of this survey. Please also contact us if you would like to participate in our campaigns. Thank you for your time and generosity in completing this survey. We really do appreciate it.

Thank you

